





**SINCLAIR'S SUPERMICRO**



# QL USER



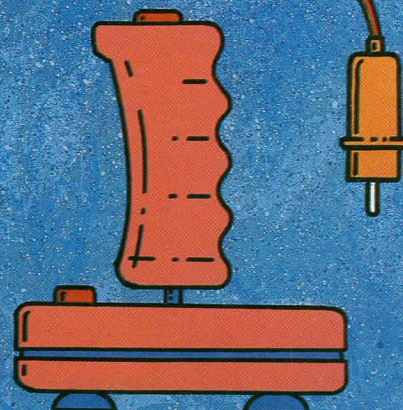

## BITS ON THE SIDES QL PERIPHERALS




### MICRO-ASTROLOGY



### MICRODRIVE OPERATION



### ARCHIVE RECOVERY



**NEW**

# BJ THE RETURN





QL Caverns 2™

Solve the BJ mystery and win a Floppy Disk System + ICE full details within

**D**rux has died leaving BJ helpless in the caverns. Good Heavens Above!! Matilda the magic fairy has agreed to let BJ go providing he collects all the miracles from the caverns. A formidable task awaits you as you join BJ in this mega sequel to QL Caverns™

**£12.95**

QL Caverns is a trade mark of Sinclair Research Ltd.



Joysticks for Super Smooth Action. Suit all games and ICE.  
**Sureshot QL £19.95.** The Ultimate in Control.  
**Quickshot QL £12.95.** Standard.  
**QL Convert Lead for ATARI Joysticks £5.49**  
 \*£1 Discount if purchased with program

Now available at good computer shops!

# SPOOK



**NEW**

This is one of the best muncher games we have seen on a micro! Full features include multiple screens, fruits, sliding doors, swing doors and much more! Joystick/cursor/sound. **£12.95**

**CREDIT CARDS**

TEL: 0708 852647/851099



# ZAPPER

NOW WITH EAGLE

**NEW**



Two great machine code QL games for the price of one! Zapper the snappy arcade game is now joined by "Defender" style eagle.

**Amazing Value £10.95**

Eidersoft, The Office, Hall Farm, North Ockendon, Upminster, Essex RM14 3QH.

Please supply the following items:-

- BJ THE RETURN @ £12.95 each ..... + £1.00 P&P\*
- SPOOK @ £12.95 each ..... + £1.00 P&P\*
- ZAPPER/EAGLE @ £10.95 ..... + £1.00 P&P\*
- QUICKSHOT JOYSTICK @ £12.95 each ..... + £1.50 P&P\*
- SURESHOT JOYSTICK @ £19.95 each ..... + \$1.50 P&P\*
- QL CONVERT LEAD @ \$5.49 each ..... + £1.00 P&P\*

Name.....

Address.....

Postcode .....

Tick if you require disk drive information.

I enclose a cheque/PO for £.....

\*EUROPOST £2.00 WORLD £3.00

Please deduct my Access/Visa/American Express

Card No.

Exp. date

# QL USER

## Editor

Paul Coster BSc  
Assistant Editor  
Paolo Baccanello BSc  
Editorial Secretary  
Debbie Wood  
Art Editor  
Mike Spiller  
Technical Associate  
Alan Turnbull BSc

## Advertising Manager

Phil Baker  
Production Assistant  
Serena Hadley

## Publisher

Neil Wood

## CONTRIBUTORS

Paul Hickling  
Silhouette  
Phil Staniforth  
Mary Sargent  
Marcus Jeffery  
Chas Dillon  
Christopher Sherwood  
Colin Opie  
Nicky Trevett  
Tony Day  
A Didcock  
Robert Alcock

## Cover Illustration:

Andrew MaConville  
Microdrive Exchange:  
System Design

QL User,  
Priory Court,  
30-32 Farringdon Lane,  
London EC1R 3AU

Telephone 01 251 6222

Published and Distributed by  
EMAP Business & Computer  
Publications.

Subscriptions, backnumbers and  
reprint information from: Carl  
Dunne (Magazine Services) on  
01 251 6222 Ext 2433.

U.S. Sales Agent - Motorsport,  
RR1, Box 200D, Jonesburg,  
MO 63351.

Typesetting and Make-up by  
Time Graphics (Northampton) Ltd.

Printing by Riverside Press.

© COPYRIGHT QL USER - 1985

# CONTENTS

■ ■ JANUARY 1986

5	<b>QL SCENE</b> • The latest on the QL product front
5	<b>ABSTRACTS</b> • News for all those who've placed orders with Medic
8	<b>THE UNPREDICTABLE MICRO</b> • The QL's clairvoyant capacities outlined and exposed
12	<b>OPEN CHANNEL</b> • Our regular selection of readers' letters and comments
14	<b>DIARY OF A QL USER</b> • First experiences with the off-times uneasy QL
16	<b>QL LINGUISTICS</b> • The first in a series of multi-lingual reviews
24	<b>ARCHIVE ON THE MEND</b> • How to recover data from corrupted databases
34	<b>BITS ON THE SIDES</b> • A new series on QL peripherals — from joysticks to Winchesters
36	<b>OF DISKS AND DRIVES</b> • Almost an epic . . . But this is just the first instalment
47	<b>BOOKMARKS</b> • Selected books for those with a literary bent
49	<b>PUZZLE PAGE</b> • Another QL conundrum with a prize for the best solution
51	<b>AI APPLICATIONS</b> • SuperBasic applications of theoretical machine intelligence
52	<b>THE PROGS</b> • Froggy went a'courting?
58	<b>TOOLKIT TOURNAMENT</b> • Two different yet similar software add-ons compared
60	<b>MICRODRIVE XCHANGE</b> • Buy your listings here!
60	<b>INSTANT ACCESS</b> • Updated every month, our list of suppliers and manufacturers

An EMAP Publication

**SINCLAIR'S SUPERMICRO**

Every Month £1 January 1986

# QL USER

**BITS ON  
THE SIDES**  
QL PERIPHERALS

**MICRO-ASTROLOGY**

**MICRODRIVE OPERATION**

**ARCHIVE RECOVERY**

## NEXT MONTH

### Driving At Random

The complete RAM disk driver package to type in and run.

### QL Assisted Design

Computer design packages — best buys on the QL.

### Of Disks And Drives II

The intricacies of floppy disk operation explained.

### Bits On The Sides II

The next instalment of our round-up of QL peripherals.

### QL User

**FEBRUARY '86**

**ON SALE**

**January 21st 1986**

CONTENTS SUBJECT TO LATE REVISION

# SUPERCHARGE SUPERBASIC COMPILER



- ★ This amazing compiler translates QL SuperBasic into 68008 machine code, completely automatically! It supports the entire syntax of SuperBasic (except, obviously, commands like EDIT/LIST/RENUM which are specific to Basic and would be meaningless in machine code). That means all file handling, multidimensional arrays, procedures (with parameters too), local variables, strings, sound, graphics, separate superspeed integer, floating point arithmetic (displaying Nine Digits of Precision versus The Interpreter's Seven!), extensions to Basic, the complete range of SuperBasic control constructs . . . refer to your QL User Guide for the whole list!
- ★ The code generated by Supercharge runs incredibly fast – here are the standard PCW benchmarks (PCW June 1984) for QL Basic compared with the timings for the same programs when Supercharged:

BENCHMARK NUMBER	1	2	3	4	5	6	7	8
SUPERBASIC (SECS)	2.1	6.4	10.7	10.3	13.2	26.1	61.8	25.8
<b>SUPERCHARGE (Floating Point) (SECS)</b>	<b>0.2</b>	<b>0.3</b>	<b>1.2</b>	<b>0.9</b>	<b>1.0</b>	<b>2.5</b>	<b>4.1</b>	<b>8.6</b>
<b>SUPERCHARGE (Integer) (SECS)</b>	<b>0.06</b>	<b>0.1</b>	<b>0.3</b>	<b>0.3</b>	<b>0.3</b>	<b>0.7</b>	<b>1.0</b>	<b>N/A</b>

*(Variations will exist between different QL systems)*

- Hence on standard benchmarks a 60× speed increase is possible . . . SUPERCHARGE, however, is at its least impressive when compiling such short programs, as SuperBasic grows slower as program size increases. Speed improvements of **SEVERAL HUNDRED TIMES** are in no way uncommon when using SUPERCHARGE on programs of average size.
- ★ SUPERCHARGED programs are independent jobs (so you don't need to have SUPERCHARGE loaded to run them).
  - ★ SUPERCHARGED programs are relocatable and are inherently multitasking (so you can run any number of them at once).
  - ★ SUPERCHARGE optimises as it compiles – and the advanced user may switch the optimisation from time to space on a line by line basis.
  - ★ SUPERCHARGED programs load far more quickly (at least 5-10 times) and, hence reliably, than normal SuperBasic – there is no pause between blocks
  - ★ SUPERCHARGE can compile programs of ANY size, provided you have enough RAM on board (for the unexpanded QL, the limiting source code size is still a massive 40K!). Compilation listings can be directed to any device – and a complete set of compile/run time error messages (clear and unambiguous, unlike the Interpreter's!) are issued, showing exact error positions.
  - ★ Add-on commands, functions and procedures are allowed by SUPERCHARGE, provided they do not read/alter Interpreter data structures . . . Hence utilities supplied with disk systems and QL Toolkits will work with SUPERCHARGE!
  - ★ SUPERCHARGE is compatible with all disk and memory-expansion systems. The system we recommend (on grounds of quality, speed and reliability) is the one we used in developing SUPERCHARGE – the CST disk system, available from Computamate (Scotia Road, Burslem, Stoke-on-Trent – Tel: 0782 811711) or from us – write in for details.
  - ★ SUPERCHARGED programs are protected against unauthorised modification/listing/tampering – permanently.
  - ★ SUPERCHARGE is the only QL Compiler which offers the user the convenience of interactive testing, editing and debugging.
  - ★ SUPERCHARGE cures most bugs and lifts many of the restrictions imposed by the Interpreter! Examples of problems completely cured under SUPERCHARGE: "Too many parameters in a procedure" bug; the RESPR bug, GOSUB in a single-line FOR statement, CALL in long programs, procedure parameters/integer/string variables used in SELECT statements, full integer arithmetic, etc, etc.
  - ★ SUPERCHARGE adds a number of new commands to SuperBasic, including ones to monitor device statuses, to list/stop/remove tasks, to change task priorities, and so on.
  - ★ SUPERCHARGE is supplied either on disk or microcartridge and can be easily transferred/backed up from one to the other.
  - ★ SUPERCHARGE is supplied with a superb Instruction Manual (40,000 words) designed to complement the User Guide – it is designed for both beginner and advanced user, with sections on "Getting The Best From SUPERCHARGE" and many examples.
  - ★ SUPERCHARGE itself loads and runs phenomenally fast – yes, SUPERCHARGE is itself a SUPERCHARGED program!

## £59.95 COMPLETE WITH DETAILED MANUAL (specify cartridge or CST diskette)

**Author:** Simon Goodwin. Assistant: Gerry Jackson. Mission Control: Freddy Vachha.

**NOTE:** Software houses requiring to use SUPERCHARGE will need a site licence, for which the VAT-inclusive cost is £250 (in addition to the price of one compiler). Instructions are supplied to site licence holders on the making of appropriate numbers of copies of SUPERCHARGE for their exclusive use. Site licence holders are exempted from paying Digital Precision royalties on SUPERCHARGED programs.

**Why use C or Pascal when a highly structured, full-featured Basic of superior speed (once SUPERCHARGED) and flexibility is already on your QL? SUPERCHARGE is the final solution. SUPERCHARGE all your Basic programs (past, present and future) – including any you have bought – and realise your potential as well as that of your superb computer.**

Digital Precision Software is available wholesale from TBD, Lightning, Websters and Microdeal, or retail from selected branches of W. H. Smiths, Boots, Menzies, Computers of Wigmore Street and other fine retailers. The quickest way to order is directly from us – why not use the coupon below? Our delivery is by first class return of post. Dealer enquiries are most welcome (our discounts are generous).



### To: DIGITAL PRECISION LTD, 91 MANOR ROAD LONDON E17 5RY

Please rush me a copy of SUPERCHARGE, The State of the Art SuperBasic Compiler, immediately. I enclose a cheque/postal order/cash for £59.95 (for orders from Europe add £2.50. Airmail orders from other countries add £4). For all orders from abroad use Eurocheques or cheques drawn on UK banks only. Within the UK our deliveries are post free.

Name.....

Address.....

.....



# QL

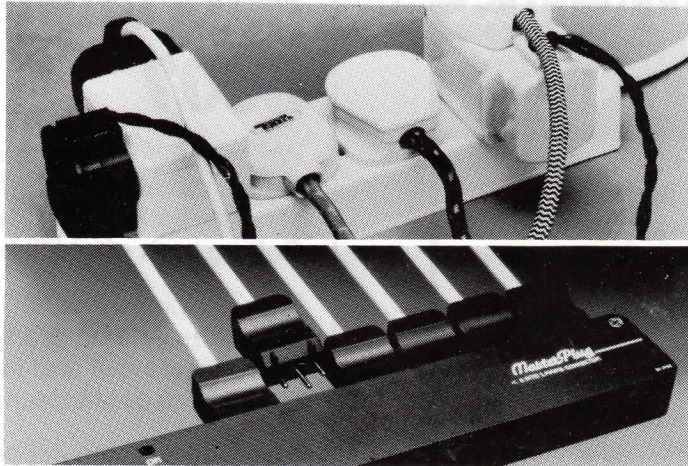
# SCENE

## More On Memory

Following our recent comments concerning internal memory upgrades (November 1985 issue), Silicon Express have confirmed that in tests their external upgrade has proved to be some 25% quicker at performing a recalculation on an Abacus program when compared to internal upgrade.

On the subject of internal memory expansion the company stress that success of any such upgrade is dependent on having the correct component removal equipment. Without the correct tools and test equipment it would be all too easy to cause considerable damage to the QL while attempting component removal. The warranty on Silicon Express's own internal upgrade is for a 90 day period and has been extended to cover the microdrives.

Having expanded the QL's memory many users will be on the look out for a RAM disk driver. In their opinion however, the majority of disk drivers are far from easy to operate. Silicon Express are thus prepared to offer a free disk system to anyone who can produce a RAM disk utility that will run with the Psion packages.



Before and after — the Masterplug 6 into 2 adaptor in action.

## Plug It In

Take a QL, monitor, disk drive, printer and modem and one 13 amp power point and you are faced with a problem — five into one won't go. Traditionally the solution has been to buy a four in line distribution block and to supplement this with extra two way adaptors as necessary. This is hardly an ideal solution to the problem though. Not only does the jumble of power leads and plugs look unsightly but quite often it can be unsafe.

Conblock Electrical have come up with a solution in the form of MasterPlug, a six

in-line adaptor that is 30% smaller than the familiar four way adaptor. The adaptor is supplied complete with six special plugs, each having a six amp capacity.

The company can also supply a four way adaptor that may be plugged into any 13 amp outlet.

Both adaptors should be widely available from High Street electrical stores.

## QL Comms

It would seem that not too many QL users make use of their computer to access Prestel. The latest figures for Micronet subscriptions

indicate that QL registrations are way down the list in the 'also rans' slot. Figures for QL registrations may not give the full story though. Micronet believe that many more QL owners use their service than the figures indicate. The reason they believe that is, in addition to their QL, many people will have a second machine, most likely the Spectrum, as the equipment necessary to access Micronet via the Spectrum is far cheaper than equivalent QL models.

## Keep It Clean

It's a well established fact that the majority of disk read/write errors can be attributed to small particles of dirt that find their way onto the disk drive's recording head. Even a spec of dust no bigger than 30 millionths of an inch can spell disaster for a disk drive. While 3½" drives are far less prone to the effects of dust than 5¼" units, it is still advisable to clean the heads on a regular basis. To meet the cleaning requirements of 3½" disk owners DNCS produce a product that goes under the name of a 'disposable, wet/dry, non-abrasive diskette drive head cleaning system'. The cleaning kit costs £17 and can be used for ten cleaning sessions — that's £1.70 a throw. While this may seem expensive, when the cost of the harm that could be done by a dirty disk head is considered, it is quite reasonable.

For more information contact DNCS on 0706 67567.

# ABSTRACTS

The name Medic will be familiar to many readers of *QL User*. Over the past months the company has used the pages of this magazine to advertise offers on QL disk systems that seemed too good to be true — in the final analysis it could turn out that this is exactly what they were. At the time of writing we are sorry to report that the company does not seem to be in a position to supply goods ordered by customers and advise readers not to send Medic any money. Any readers who ordered goods from the company and whose

money was banked by Medic are asked to write to our offices with full details of all transactions with them. Where possible these should include the date on which any goods were ordered, the quantity and price of the items and, in the case of cheques, the date on which these were cashed by Medic. Until we have collected together details of all readers who may be affected by the problems at Medic we are unable to say what the final outcome of the affair is likely to be.

The laws of libel prevent us from saying too much about the Medic case at present. It will take some time to assess just what went wrong with the company.

The Medic saga provides an excuse, if one were needed, to pass on some general

comments on ordering high value goods from mail order companies. We must stress at this stage that *QL User* takes every possible step to ensure the bona fides of those companies advertising in the magazine, readers can however take a few sensible steps of their own. For those who have a major credit card the advice is to use it on any purchase over £100. The reason behind this advice is that recent consumer legislation means that using your credit card for such purchases means that a contract exists not only between you and the vendor of the goods but also between you and the credit card company. If the goods fail to arrive for any reason and the company from which you ordered them from goes bust, you will have a claim in law against the credit

card company.

For those who do not have a credit card, the most sensible option seems to be to make use of the Post Office's COD service. The only drawback with this scheme is that if you wish to pay by cheque, you will have to wait for this to be cleared by the PO, this can take quite a few days.

A third option is to, by arrangement with the company concerned, to pick the goods up in person — this though defeats the idea of mail order.

Once again while we would wish to stress that readers will very rarely suffer as a result of the failure of advertisers in *QL User* to supply goods, we would urge anyone considering the purchase of any high value items of equipment to take steps to safeguard their money.

# It's easy to complain about advertisements. But which ones?

Every week millions of advertisements appear in print, on posters or in the cinema.

Most of them comply with the rules contained in the British Code of Advertising Practice.

But some of them break the rules and warrant your complaints.

If you're not sure about which ones they are, however, drop us a line and we'll send you an abridged copy of the Advertising Code.

Then, if an advertisement bothers you, you'll be justified in bothering us.

**The Advertising Standards Authority.**   
**If an advertisement is wrong, we're here to put it right.**

ASA Ltd, Dept 2 Brook House, Torrington Place, London WC1E 7HN

# Do you want to work for Micronet 800?



Micronet 800  
 Telemap Ltd  
 Durrant House  
 8 Herbal Hill  
 London EC1R 5EJ

We need two BBC Micro programmers to complete a development team which is creating new services for Micronet members (like **Starnet** and **Gallery** both of which on Beeps).

The people we want are young enthusiastic machine-code programmers who know the BBC Micro inside-out and have at least some understanding of data comms.

You'd be working in London at Micronet Towers and be earning a good salary plus other benefits.

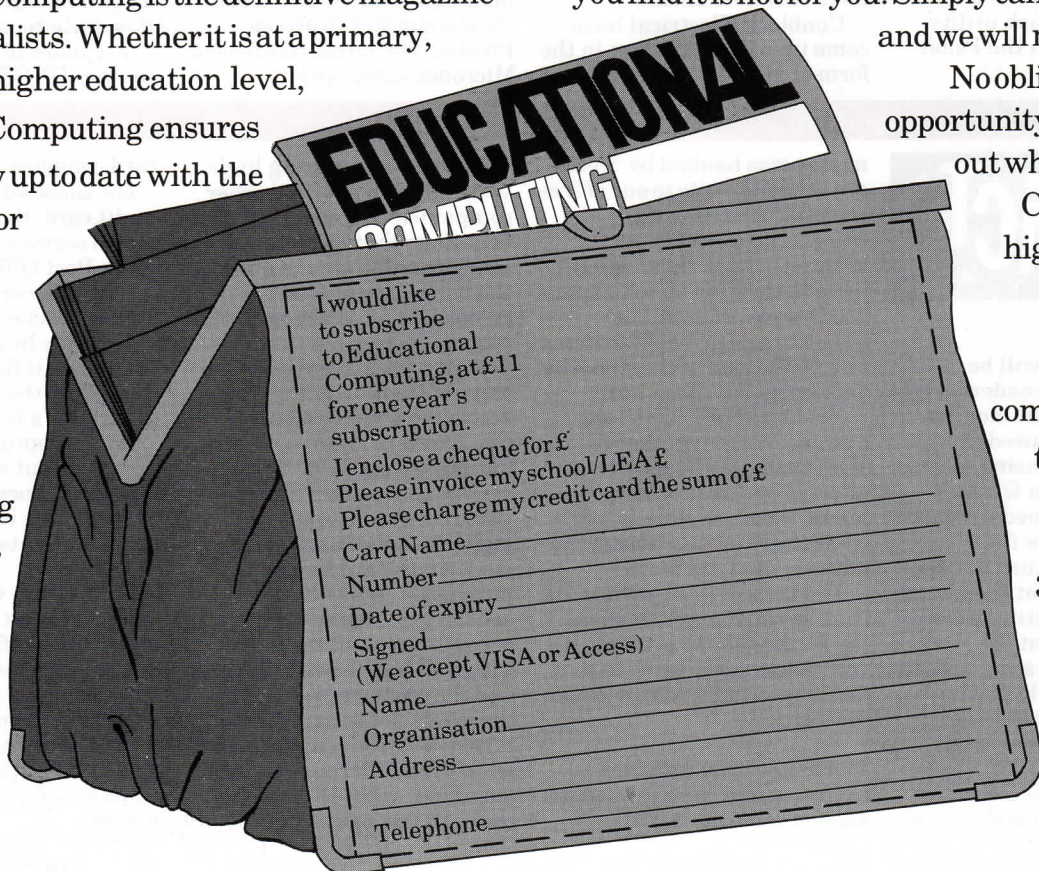
If you're interested just write to me, Mike Brown, enclosing details of your qualifications and interests (and telling me what a great programmer you are!) to arrive not later than **Friday 16th January 1986.**

# Start of term! Make sure you have the future of the class in the bag.

Educational Computing is the definitive magazine for educationalists. Whether it is at a primary, secondary or higher education level, Educational Computing ensures you are totally up to date with the applications for computers in teaching.

Find out for yourself. Return this coupon stating how you want to pay. If after reading Educational Computing

you find it is not for you. Simply cancel your order, and we will make a refund. No obligation; just an opportunity for you to find out why Educational Computing is so highly respected.



Send your completed coupon to Educational Computing, Priory Court, 30-32 Farringdon Lane, London EC1R 3AU.

# RELEASE THE POWER OF THE



## QL C £99.95 INC. VAT

A professional specification C Compiler for the QL! Designed by **LATTICE**<sup>®</sup> QL C is a complete implementation of the Kernighan and Ritchie definition of C. QL C is endorsed by Sinclair Research; it is the most powerful and fully featured C compiler available for the QL.

- ▶ Complete Kernighan and Ritchie implementation.
- ▶ Proven **LATTICE**<sup>®</sup> design, compatible with **LATTICE**<sup>®</sup> compilers on IBM PC, etc.
- ▶ True compiler producing native 68000 code.
- ▶ Powerful data types such as pointers, arrays, structures, and unions.
- ▶ Comprehensive library of UNIX, QDOS and utility functions.
- ▶ Over 90 detailed error messages.
- ▶ Separate compilation.
- ▶ Macros, conditional compilation, and other pre-processors.
- ▶ Linker to link program modules; will also link to other relocatable binary modules (assembler, etc).
- ▶ Chosen by Sinclair Research as the C compiler for the QL.

## QL PASCAL £89.95 INC. VAT

A full ISO standard Pascal compiler for the QL! A fast, powerful compiler, endorsed by Sinclair Research, and ideal for commercial, educational and personal use.

- ▶ True compiler producing native 68000 code.
- ▶ Fast, single pass compilation without intermediate stages.
- ▶ Complete implementation of ISO 7185 - the international standard for Pascal - making it ideal for commercial and educational use.
- ▶ Direct addressing of the full QL address space.
- ▶ Programs can be linked with assembler and BCPL modules.
- ▶ Comprehensive error handling: over 150 different compiler errors and 30 runtime errors are recognised.
- ▶ Any length variable names and full 32-bit integers.
- ▶ Easy to use interfaces to QL windows, graphics, traps, screen handling, file operations, etc.
- ▶ Will handle very large sets and arrays.
- ▶ Chosen by Sinclair Research as the Pascal compiler for the QL.

## ASSEMBLER £39.95 INC. VAT

The best selling macro assembler for the QL! A professional quality assembler with many useful features for the serious programmer.

- ▶ Standard Motorola 68000 mnemonics.
- ▶ Macro expansions.
- ▶ Over 160 explicit error messages.
- ▶ Produces code which can be EXECed, and run as a concurrent job.
- ▶ External references allow linkage to high level languages such as QL C.
- ▶ Integral linker allows up to 20 assembler programs to be linked together.
- ▶ Position independent, absolute or relocatable code can be produced.
- ▶ Conditional assembly.
- ▶ Large range of directives.
- ▶ Fully formatted listings.
- ▶ 30 character variable names and 32-bit values.

## BCPL £59.95 INC. VAT

BCPL is a popular and elegant systems programming language ideal for writing games, utilities, and applications packages. It combines the convenience of a high level language with the flexibility of an assembler.

- ▶ True compiler with separate compilation.
- ▶ Includes all the standard BCPL functions.
- ▶ Full runtime library includes interfaces to QDOS graphics, file operations, window handling, etc.
- ▶ Exception handling provides diagnostics for debugging.
- ▶ Link loader allows linkage of separately compiled segments.
- ▶ BCPL modules can be linked with Assembler and Pascal modules.
- ▶ 32-bit variables use the full QL address space.

## LISP £59.95 INC. VAT

LISP is one of the key programming languages of the '80s, widely used for research into expert systems and artificial intelligence.

- ▶ Full support of QL features including window graphics, and screen handling.
- ▶ Compatible with Acornsoft Lisp for the BBC micro, but with many extra features.
- ▶ Interpreter.
- ▶ Turtle graphics make it easy to control the QL's graphics.
- ▶ Prettyprinter displays structure editor allows alteration of data structures.
- ▶ Prettyprinter displays programs in structured format.
- ▶ Tracer to aid in debugging.
- ▶ Garbage collector automatically recovers spare memory space.
- ▶ 28-bit integers and 250-character names.

Every DEVELOPMENT KIT includes Metacomco's popular screen editor, and a detailed manual. All KITS will operate either on a standard QL or else using QL peripherals such as floppy disks or memory expansion.

Available from W.H. Smith, John Lewis, HMV, Menzies and many computer stores or direct from Metacomco.



26 Portland Square, Bristol BS2 8RZ.  
Tel: Bristol (0272) 428781  
In the USA call: 1-800-252-6382

Phone today or post this coupon to: Metacomco, 26 Portland Square, Bristol BS2 8RZ.

Please send me  QL C £99.95  QL PASCAL £89.95  ASSEMBLER £39.95  BCPL £59.95  LISP £59.95  MORE INFORMATION  I enclose a cheque for £ \_\_\_\_\_ or debit my

ACCESS/VISA No: \_\_\_\_\_ Card Expiry Date \_\_\_\_\_

NAME \_\_\_\_\_

ADDRESS \_\_\_\_\_


SIGNATURE \_\_\_\_\_

POSTCODE \_\_\_\_\_

TEL NO: \_\_\_\_\_

Price includes VAT, postage and packing U.K. mainland only. Delivery, allow up to 28 days.

QLU 1/86



# THE UNPREDICTA

**Philip Staniforth charts the heavens with his QL.**

Most people buy a home computer for one specific function: kids go for games, writers for word processors, and businessmen for financial packages. Once these applications are put


aside, looking for something interesting, creative and useful to fill the vacuum can be a problem.

Here Astrology programs come into their own. The complicated mathematical calculations needed to accurately ascertain the correct positions of the planets in the sky at any moment, past, present, or future are

tailor-made for computers. At the same time it can be fascinating to link interpretations of personal characteristics and psychology to the planetary positions at birth.

Since the advent of the cheap home micro with a memory bank of 16K or more there has been a proliferation of Astrology programs for every make





# BLE MICRO

of computer. In general these programs calculated the figures and ignored their interpretation, the latter demanding not only a thorough knowledge of Astrology, but also the ability to synthesise the results into a coherent and presentable framework. No easy task, even for a good programmer and Astrologer

working in conjunction.

The few programs that have attempted an interpretation are almost always 'flawed'. Either they have been written on a computer with too little memory so only sketchy and basic read-outs are given, or a big mainframe has been used that presents you with a

hundred page read-out so full of contradictory information that you don't know where to start or what to believe!

We should, at this point touch on the theory behind Astrology itself. It is a vast area that embraces many disciplines from Astronomy, mythology, and philosophy through to modern day psychology. The belief that the movements of the 'stars' in the heavens are connected to and affect the lives of ordinary people on earth, is an idea that has refused to lie down and die. Irrespective of persecution and scepticism those who hold by this belief are to be found throughout history. We should remember that nearly all the major astronomers-scientists from Ptolemy through to Galileo, Copernicus, Kepler, and Newton were well versed in the arts of Astrology, and accepted it as normal. Indeed it was taught in Universities throughout Europe until around the 17th century, and at the same time every noble court employed its court Astrologer to advise the ruler on the events of the times. Documented Astrological records of planetary movements stretch back to 1700 BC to the era of the Babylonians. A continuous thread with many ups and downs can be traced from then until the present day (nearly 4000 yrs). Astrology's heritage, then, is rich and varied.

An exciting link between computers and Astrology exists in the area of research. Huge databanks of birthtimes are being built up to carry out statistical surveys into such diverse areas as occupations, crime patterns, suicides, seasonal births, behaviour traits associated with various signs and planets, illness and diseases, stock market trends. Out of this research some very interesting results are turning up. In the case of occupations, a definite link between planetary positions and profession has been established, much to the amazement of the sceptics, and even of those carrying out the research itself. Also, it is a known fact that the crime rate rises around the time of the full Moon with violent crime coming to the fore. The search for a link between planetary cycles and fluctuations in financial markets is being pursued vigorously by many groups of Astrologers keenly interested in the potential benefits.

'Synastry' the art of comparing your chart with that of someone else and finding the links that are positive and negative is a practice well advanced in the Astrological world. One day we will probably see Computer Dating services using comparisons between a couple's birthcharts. Indeed it is not unknown now for businessmen who are 'believers' in Astrology to have the chart of a prospective partner or customer checked out to see any potential problems in

PHOTOGRAPH BY TERRY BEDDIS

THE  
PROFESSIONAL'S  
QL

# 512K QL

## £325

inc. VAT

Following the success of our internal 512K memory upgrade, we are now able to offer new QL's with a full 12 months warranty and complete with 512K memory as standard.

This **elegant** solution to the serious memory limitations of the QL also provides you with the additional benefit of:-

**No increased power drain allowing you to add any cards without problems including the leading Silicon Express Disk Insider Board (see separate advertisement)**

**For immediate despatch of goods contact our friendly sales desk quoting your Access details or simply send your order and remittance to the address given below**

# SILICON EXPRESS

Silicon Express Limited

Silicon House, Fowke Street, Rothley, Leicestershire LE7 7PJ, U.K. Tel: 0533 374917

# THE UNPREDICTABLE MICRO

the relationship. The fact that you can construct detailed pictures of a person's character is the strongpoint of Astrology. Psycho-analysts often use an Astrological analysis to supplement their work with a patient.

Predicting future happenings and events via the 'Transits' of the planets is Astrology's weakest area. Many foolhardy and ridiculous proclamations have let down the art of Astrology giving it a poor reputation. Astrology is however all about Planetary cycles and with the aid of computers we can now easily look back into the past and correlate historical events to Planetary positions in the signs of the zodiac, and thus look out for any recurring patterns in the future that may indicate similar events.

Writing an Astrology program is a very complicated business. To begin with, there are two ways for working



out positions of the planets in the Zodiac. One is called the Tropical Zodiac, the other is called the Sidereal Zodiac. The Tropical system relates the inclination of the Earth's axis to the Ecliptic or orbit as a whole, while the Sidereal Zodiac relates the orbit of the Earth and the Ecliptic to the background of the Stars. Suffice to say different Zodiac sign positions for the planets are reached via the two systems. The Tropical system is mainly used in Western countries, and the Sidereal in Eastern countries. The Sun passes into a new Zodiac sign around the 21st of each month. So, if for example you were born between the 21st of July and the 21st of August, in Western Astrology you come under the Sun sign of 'Leo' whereas in Eastern Astrology you would fall under the sign of Cancer. Both systems are valid they just have different starting points.


The first step in the search for planetary positions is to calculate the exact time you want to use as a fraction of the 20th century. For example, the Century Fraction for 7.13 am on the 1st January 1986 = 0.8600082 (we'll explain why, later). This fraction is then multiplied by the number of degrees travelled by the planet in the whole of the century and added to the position at the start of the century. This result is then 'fine-tuned' using a long complex algorithm involving the eccentricity, inclination and the gravitational attraction between the planets. To convert these heliocentric positions

to geocentric is a simple matter of subtracting the X,Y,Z co-ordinates of the earth from those of the Planet involved. The entire calculation process can be performed in QL Super-Basic in about 10 secs for nine planets, giving an accuracy to 1 minute (1/60) of arc. Stripped down to the barest minimum an Astrology calculation program can be condensed into about 54 to 60K Basic. This requires about 400 statements, a routine for the input of the date wanted, and the planetary algorithms. In machine code the process could be considerably faster.

Accuracy on the QL is no better and no worse than most other computers. The real bonus for QL users is in terms of speed. The same program running on the Spectrum is 4 times as slow, whilst on the Commodore 64 and the Amstrad it can take up to a minute or more. (Astrocalc, one of the few companies around producing Astrology software, have fine-tuned their programs to run faster on the slower computers.)

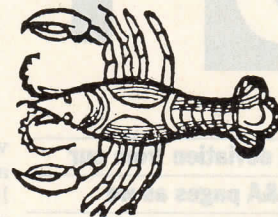
Before computers became widely available the task of calculating positions of planets had to be performed manually using a book called an Ephemeris. This gives one daily position in longitude of the planets over a year, or number of years. You then interpolate between two daily positions by using logarithms to find the correct answer. With practise it takes about 15 to 20 minutes per calculation. A far cry from 10 seconds! Clearly, in terms of accuracy and speed, a computer is hard to beat.

The half-way house for Astrologers at the moment is a hand held calculator capable of interpolating between two planetary positions, but still needing an Ephemeris handy to feed in the daily positions. This takes about two minutes to complete. The capabilities of calculators are improving all the time and the day is probably not very far away when we will see them running Astrology programs independently, using good graphic displays and enough memory to save plenty of data.



The first step in producing a calculation program is an input routine to enter the time and date of birth, and the entry of Latitude and Longitude to 'fix' the terrestrial point we are working from. It's essential to remember that Astrology is 'Earth centered' and to all intents and purposes the Sun and the planets are revolving around the Earth. This of course is not the case but the

Astronomy of the planets is as seen from the Earth. Day, Month, and Year can all be entered as integers separately via the INPUT command. Latitude and Longitude are entered in Degrees and minutes and can be



broken down as shown in *Listing 1*. It is slightly more complicated to handle as we are dealing with directions, *North, South, East* and *West*. Latitude lines divide the Earth's surface from North to South, being 0 degrees at the Equator and spreading to 90 degrees in both directions to the Poles. Longitude lines start at 0 degrees from the Greenwich meridian in England to 180 degrees in both directions meeting at the opposite side of the Earth at the International date line. South Latitude and East longitude must both be converted to minus. At the same time the Latitude must also be expressed in terms of Radians. The degrees and minutes of both are entered separately then converted into a whole decimal fraction. *Listing 1* does not take into account all the Print statements necessary to show "Day, Month, Latitude" etc, on the screen for the convenience of the user.

## Listing 1.

```
1000 INPUT ;LAT_DEG
1010 INPUT ;LAT_MIN
1020 LET LAT = RAD(LAT_DEG+LAT_MIN/60)
1030 PRINT "<N>orth or
<S>outh ? : " :INPUT
NS$
1040 IF NS$ INSTR "Ss"
THEN LAT = -LAT
1050 INPUT LON_DEG
1060 INPUT LON_MIN
1070 LET LON = LON_DEG+
LON_MIN/60
1080 PRINT "<E>ast or
<W>est ? : " :INPUT
;EW$
1090 IF EW$ INSTR "Ee"
THEN LON = -LON
```

In the next part we hope to review the first Astrology software to come out on the QL, namely Digital Precision's "Super Astrologer" program. With an interpretation of your Birthchart also included the program would seem to be a brave and ambitious attempt but will it work?

Also in the next issue two expert Astronomer/Astrologers Michael O'Neill, and Bray Braden will discuss a lot more useful routines and procedures that go to make up an Astrology program for the Sinclair QL. The Tropical Zodiac and calculations for dates this century will be used.

# OPEN CHA

**A slight deviation from our usual Q&A pages as we present some of your comments and advice for other readers. Open Channel, QL User, Priory Court, 30-32 Farrington Lane, London EC1R 3AU**

## Parisienne Parlez

I am the owner of a Sinclair QL of the latest design (JS Rom, Psion 2.3) and, on the whole, I am astonished that so powerful a system has troubles to get sold at £199.00 even at £299.00, it would be fine. Indeed, Sinclair Research is better at designing things than selling them.

Concerning the QL, its hardware is sound, SuperBasic is very efficient and versatile, and the Psion software are very interesting. Even the so-maligned microdrives work quick and well, as long as they are understood to be superfast tape-recorders, not two-dimensional access disks.

Yet, nothing is perfect and I think some of the following weak points may hinder the success of this computer:

- 1) The User guide is not well-written, and it may be very confusing for beginners. Some notations, especially those used in the Keywords section, are not explained, and not understandable. By chance, examples are given, which put right what is confused by the explanations, so long as these examples are not themselves confused by misprints or syntax errors.
- 2) I use my QL with a good amber monochrome monitor, for which blue and red are black, green is dark-grey and yellow is white. But Psion software heavily use red to convey messages, so that some of these messages are lost for me. Maybe those colours look fine in showrooms, but they don't go well with business software and monochrome monitors.
- 3) I feel a little overwhelmed to come from my previous ZX81

with 16K to a QL with 128K, and get hindered by some new limitations: why should a DIM statement accept no number greater than 32K, or a string DATA line be shorter than 256 bytes, or the whole variables area be less than 64K?

4) I imported my QL from England to France, where the 1 year guarantee no longer applies (let it be so!), and where the mains provides power in a different way. I have modified my French mains to mimic English and my QL seems to work. Yet its power supply is a sensitive beast: When it is given 220 volts instead of 240 volts, it grumbles and heats, and the screen picture gets unsteady. This is a little troublesome, since voltage changes of that magnitude may happen daily in my district.

Yet, these points (and a few others) are minor ones, and may be easily overcome by experienced users. Things are different for true beginners: for them, even the QL's strong points may be troublesome eg. SuperBasic has so many features that a true beginner may get lost; each Psion software deserves a long study.

As we say in France: best is the enemy of good! But it would be a pity if the QL fails for being so good.

*G W Feler  
Paris, France.*

## Bad Business

I am currently the proud possessor of a non-working QL, three months out of warranty. Having spent four days trying to get through to Sinclair by 'phone with no success, in desperation I posted the machine to them, with a covering letter explaining the problem. Two weeks later the QL was returned, unrepared, with a letter informing me that the machine was out of warranty and quoting a 'service charge' of £40 (payable in advance) for the repair. This procedure seems to be to be the height of lunacy: why not simply request the remittance by letter? Should I decide to have Sinclair repair the machine

(which I certainly will *not* do if I can get it repaired locally), I will incur repeat postage/ insurance costs totally unnecessarily, not to mention the unnecessary wear and tear on the machine of two additional journeys in the post. One can only conclude that Sinclair do not really want the business.  
*S J Wilkinson (Ms)  
South Wirral, Cheshire*

## Unparalleled Pride

I am writing to you in praise not only of my new QL, on which the PSION packages (v2.3) are excellent, but also of the printer which I obtained at the same time, a CENTRONICS GLP, both available from DIXONS.

The printer is excellent value for money being capable of draft quality at 50 cps and NLQ on a printer costing less than £170, including both Parallel and Serial interfaces as standard with a tractor feed as an optional extra for less than £20.

I use a standard DIXONS QL Serial Printer Lead, which requires no modification. The dip switch settings are as follows (O is ON, X is OFF).

8 7 6 5 4 3 2 1

Switch 1 X X X O O O X

Switch 2 O X O X X O X O

This makes the printer 9600 Baud No Parity with Handshaking. The printer can now be used using ser1h with the printer lead in ser1.

In order to obtain a £ sign using the PSION packages set TRANSLATE 1 to £, <CTRL> <SHIFT> <comma>.

As the printer is capable of NLQ it is useful to be able to switch it in without re-installing a different driver for Draft and NLQ mode. The method I use is to select two characters that you will not use in your documents and use them as the switches. ie using { for NLQ and } for Draft:

TRANSLATE 2 {,ESC;x;1

TRANSLATE 3 },ESC;x;0

Make sure all these are entered as characters as shown in the install\_bas program.

The rest of the PSION install parameters are listed

below:

BOLD ON:	ESC;E
BOLD OFF:	ESC;F
UNDERLINE ON:	ESC;-,1
UNDERLINE OFF:	ESC;-,0
SUBSCRIPT ON:	ESC;S;1
SUBSCRIPT OFF:	ESC;T
SUPERSCRIP ON:	ESC;S;0
SUPERSCRIP OFF:	ESC;T

Please note that the NLQ switches described above are NOT printed and for the purpose of this letter the switch has been removed. You must allow for these new not printed characters.

*G Slatter  
Stroud, Glos*

## Lock Up Time

With reference to your November issue of *QL User* and the letter from David J. Howard in *Open Channel* with regard to QL "Lock-Up". I agree whole-heartedly with Mr. Howard's observations that the QL Locks-Up when over-heating is present. In fact during the Summer months this became a very big problem. If you check with Mr. Howard you will probably find that the over-heating occurs in the micro-drive area. This in turn leads to QL Cartridges becoming warm and causing severe stretching of the tapes. Very soon after this the "Bad medium" report comes up. The unwise and gullible then place back-up cartridges in the microdrive to continue any programming work not realising that the over-heating will swiftly do the same to any cartridge.

In fact without the help of Talent Computer Systems of Glasgow and their Cartridge Doctor I nearly lost 4 years accumulated work on a program that began life on a ZX81, which was then re-written for the Spectrum and finally for the QL.

My specialist program demands that the QL be left switched ON permanently so that the SDATE facility can be utilised in calculations. However this can't be done at the moment so the SDATE has to be re-set every time the QL

# N N E L

is switched on. This is a small price to pay as against repeatedly losing four years work. My heart is not that strong.

What is Sinclair going to do about this major problem.  
*Neville Cresdee*  
*Gosport*

## Amateur Owner

I am the owner of a Sinclair Spectrum and a Sinclair QL. I am also a licensed radio ham.

Many of us radio amateurs are also interested in computing – the two hobbies seem to go hand in hand.

Using the ZX Spectrum it is possible to directly connect the tape output socket to the radio transceiver and transmit programs over the air. At the 'other end' the radio receiver's headphone socket is connected directly to the tape input socket on the Spectrum and in most instances the program can be listed and run or saved to cassette.

I would very much like to be able to send programs from one QL to another in a similar way. A problem arises with the QL as there is no tape or other audio output.

Can anyone please provide details of how this can be achieved?

I look forward to hearing from anyone who can help.  
*J Cooper (GWOACH)*  
*Mid-Glamorgan*

## Quill Printing

I bought my QL several months ago, mainly on the strength of the Psion version 2 packages for business use. While I enjoy Basic

programming as a hobby, I have not had the time to really try out SuperBasic yet. I think I'll miss the full screen editor and other productive programming features of my Spectravideo MSX machine. The arrival of a SuperBasic compiler would help to redress the balance though.

I have now used Quill extensively and find it excellent. I miss the ability to skip the cursor straight to the beginning or end of a line; is


there a facility I'm unaware of? I used to find it frustrating to have to repeatedly set my preferred options for Design, Footers, Margins, etc on each new document. I now have all these set in two "empty" documents on my Quill cartridge; one called set11\_doc for 11 inch continuous paper and one called seta4\_doc for full A4 sheets. I now load one or other of these before starting a new document.

I have a Super5 EP-1201 printer with a Miracle Systems Centronic interface. I believe the Super5 brand printers are identical to Panasonic. It appears to be Epson FX compatible. I seem to get away with the default Open Ser1 parameters for listings. The printer dip switch settings are:

1-1	on	} standard mode
1-2	on	} (can be set to various IBM graphics modes)
1-3	off	no auto linefeed with CR
1-4	off	don't skip perforations
1-5	on	} USA character set
1-6	on	} (7 European sets available)
1-7	on	}
1-8	off	8 bit
2-1	off	mode switch 3rd position sets to compressed print ("on" sets function of switch to change to proportional spacing)
2-2		(unused)

Besides its robustness and good speed (120 cps, 29 cps for NLQ), I find very useful the hardware switch to change from standard to NLQ to compressed or proportional. While these can be switched by software, it is very convenient to simply switch the printer manually from draft to NLQ.

I prefer to do most of my printing at one and a half normal spacing. Consequently I have made the following



changes to the Epson FX-80 printer driver:

```

Lines      44
Preamble   esc,Q,esc,A,18
            (initialise printer, set spacing to 18/72 inches)

Postamble  CR
            (this flushes out the final print line if I don't press Return after the final line in my Quill document)
    
```

I plan to experiment with some of the translate codes to switch to and from expanded, compressed and italic print.  
*Michael Rouse*  
*Auckland, New Zealand*

## Curiouser And . . .

Having had a QL for over a year now it came somewhat as a surprise to find a peculiarity.

Every time I type [CLS 100] what appears to be the buffer empties onto the screen for all to see. Once this happens one can edit it, add to it or leave it by pressing [ENTER]. If it is added to, an error "buffer 4" appears and the only way to leave is by pressing [CTRL + C] together.

It doesn't stop there either. CLS and quite a few other numbers including negative ones can be entered and not returned with an error. Most, notably [CLS 99], which suspends the cursor (?) until [ENTER] is pressed a few times.

*Richard Grieblor*  
*London SE14*

## Transmitted Ease

Having recently graduated from a Spectrum to a QL, I was interested to read the article "Spectrum Connections" in *QL User*, October 1985. I have a

peculiar need to download programs and files from the QL to the Spectrum in order to list to my trusty teletype.

Contrary to the impression created by the article, I successfully make use of the network to communicate between the two machines, which consist of a 'JM' version QL and a version 1 Interface 1. For those with equally perverse needs (or just the plain curious) I offer the enclosed listings.

```

100 REM ---SPECTRUM PROGRAM (RECEIVER)---
110 REM OPEN STREAM TO TELETYPE
120 FORMAT "TJ118; OPEN #3;"
130 REM MAKE SPECTRUM STATION #2 ILLEGAL
140 FORMAT "HJ2; LET N#="99"
150 REM RECEIVE LINE FROM STATION #1
160 OPEN #9;"TJ1"
170 INPUT #9:L$
180 CLOSE #9
190 REM DON'T PRINT SAME LINE TWICE
200 IF L$(1)=L$(1) THEN GOTO 150
210 REM OUTPUT TO SCREEN AND TELETYPE
220 PRINT L$(2 TO 1); LPRINT L$(2 TO 1)
230 LET H#:=L$(1)
240 GO TO 150
    
```

```

100 REMARK ---QL PROGRAM (TRANSMITTER)---
110 REMARK MAKE QL STATION #1
120 NET 1
130 REMARK INITIALISE LINE COUNTER
140 LINE-COUNT = 9
150 REMARK GET NAME OF FILE TO BE LISTED
160 CLS: INPUT "FILENAME > ";FILE-NAMES
170 OPEN-IN #5;FILE-NAMES
180 REMARK TRANSMIT LINE-BY-LINE
190 REPEAT EVERY-LINE
200 IF L$(1) THEN GOTO 150
210 INPUT #5; LINES
220 PRINT LINES; SEND(LINES)
230 END REPEAT EVERY-LINE
240 CLOSE #5
250 STOP
260 DEFINE PROCEDURE SEND(LINES)
270 REMARK DOUBLE-UP ANY EMBEDDED QUOTES
280 DUMY$ = ""; HARK = 1
290 IF STRINGS = "" THEN STRINGS = " "
300 FOR INDEX = 1 TO LEN(LINES)
310 IF STRINGS(INDEX) = "" THEN
320 DUMY$ = DUMY$+STRINGS(HARK
330 TO INDEX)
340 HARK = INDEX
350 END IF
360 END FOR INDEX
370 DUMY$ = DUMY$+STRINGS(HARK TO)
380 REMARK SEND TO STATION #2
390 OPEN #6;NETO-P
400 PRINT #6; LINE-COUNT+DUMY$; CHR$(13)
410 CLOSE #5
420 LINE-COUNT = (LINE-COUNT+1) MOD 9
430 END DEFINE
    
```

Note that the file is transmitted line-by-line since the QL uses CHR\$(10) as a terminator whereas the Spectrum uses CHR\$(13). Each line is prefixed with a single digit count in order to allow repeat transmissions to be detected and ignored if required. Note also that in order to transmit programs which contain lines with embedded quotes, any such quotes must be duplicated before transmission.

Using these techniques it is equally possible to transmit data from Spectrum to QL.  
*G P Clark*  
*Derby*

# Diary of a QL User.

**Will a new QL drive you to drink? Samantha Mead thinks it will, but recommends the experience in her QL (dipsomaniac's) diary . . .**

**Day 1. 10 am** Unpacked QL and a wad of paper purporting to be the User Guide. First tremor — does it really involve this much work? Identified microdrive cartridges. Discarded leads for networking system. My QL not even talking to me yet, let alone other computers. Had cup of coffee (*Just coffee — Ed?*). Is this the beginning of computer literacy?

**10.30 am** First technical encounter — ring binder and numerous pages of instructions — goes very well. Experience surge of confidence, Sir Clive not such a bad bloke after all.

Open manual at page 1, Introduction, and understand everything written. So far, so good. Clear diagrams, ports and connectors easily identifiable, everything fine.

Mains plug on, power supply plugged in, television link achieved, and there's the copyright screen. So far, so very good. Now on to 'Using the QL' . . . and a quick cup of coffee.

**11.45 am** Keyboard. ENTER, SHIFT, CAPS LOCK, all familiar, all working well. Who said 16-bit machines were sophisticated? Onto DELETE . . . 'Hold down CTRL'. CTRL?!? There isn't one! There must be — if I just hold down the left-hand ALT key and press the arrow . . . ah, yes. I see. CTRL is in fact marked ALT, and ALT is marked CTRL, so all I have to do is remember that ALT is CTRL except when it's ALT — quite easy really. NOW I see where the sophistication comes in. Wonder how many other QLs left the factory with two ALT keys?

**2.00 pm** Now for the good bit. Word-processors are the only thing I use on any computer. Quill, much talked of as an excellent program, is clearly the best starting point for me. Turn to 'Introduction to the

QL Programs', page 8 of the manual's first section, to be told I should make back-up copies of all original programs. Furthermore, I should never use the original program, except when copying it!?

But . . . I haven't got any blank cartridges to make back-up copies on! Does Clive really mean I can't use Quill until I trek off and buy some more microdrive cartridges? Coffee not strong enough this time. One gin and tonic later, turn to Beginner's Guide, page 1 chapter one 'Starting Computing'.


**2.30 pm** Write my first program in SuperBasic: 'Confusion reigns supreme' — it runs! Progress to using the QL as a glorified calculator.

**2.45 pm** Hit first major snag. (*That didn't take long — Ed!*). Have learned difference between Direct Command, when statements are put on the screen and answered immediately, and Programming Mode, when lines are numbered and stored until the RUN command is

typed in. Have learned rudiments of EDITING my productions (all three lines of them), but have failed to find out why the results are displayed in the top left-hand corner of the screen, on top of the program lines! Consequent mess on screen makes it difficult to read the results or see how I got them there. Much reading of manual, backwards and forwards, no solutions forthcoming. End of chapter 2 heralds deep depression.

**3.15 pm** Call in expert. "Oh, yes", says he, "they wrote this manual using a colour monitor, not a common or garden mono TV. Since monitor mode gives a split screen, monitor users don't have this problem. Since you're using the economy TV mode, you do two things. Have a gin and tonic. Then insert extra line before PRINT statement, to CLEAR screen before RUNNING program." Sure enough, listing disappears, result of program displayed (still in top left-hand corner) alone on screen. LIST command puts program listing back on screen in the centre, nice neat solution. Alternatively, use monitor mode instead of TV mode recommended by manual, and put up with not being able to read the whole of each line of your program. Why didn't Clive tell me himself? Restore bruised confidence by dark mutterings in corner. Feel better. Bruise confidence once more by attempting Self-Test on Chapter 2. Excellent feature of manual, this, I just wish I could remember the answers.

**Day 2. 10 am** Settle in for long session. Chapter 3, Drawing on Screen, discover mono TV has another disadvantage . . . no colour. Wrest colour television from family, set up and start again. All goes well until exercise on chapter three invites me to write my own program for random lines, and I naturally call my program segment 'line'. Program refuses to RUN due to "bad name". Discover that 'line' is a



keyword, and cannot be used as a variable. Why have I not been told this before I am asked to launch out on my own? I'm on page 18, keywords are dealt with in a completely different section and I haven't been referred to it! The air turns blue. Rename offending section FRED and program runs. It doesn't, however, produce the required effect because in order to achieve the answer to the problem set on page 18, I need a piece of information tucked away on page 32. No comment. Expert says I can't expect all the information I need to be in order, I just have to grit my teeth and follow up every point until I find it. Send expert out for more bottles of gin. (*Corrupting the innocent — Ed*).

*Time unknown* (whether due to gin or enthusiasm is not clear). Chapter 4 on Characters and Strings seems straightforward. The only problem seems to be that when I randomly generate combinations of ABC, and instruct the program to stop when it reaches CAB, it doesn't! This highlights one of the fundamental difficulties beginners have with computers: 'Is it me, the machine or the manual, and have I the patience to find out?' Decide I have and am rewarded by Chapter 5 which tells me that I have already begun to work effectively with short programs, and well understand the mechanics of running them. On reflection, feel this is probably true.

I have now reached the point of formatting a microdrive cartridge, duly acquired from the high street, and am referred back to the Introduction for instructions (irritating, to say the least). It gets worse. On reading the Introduction, I am told to be careful with microdrives and refer to the Information section for details on how to format! Resist temptation to hurl fragile cartridge through window and turn to Information, currently at the end of the manual. I seem to have strayed an awfully long way from Chapter 5, which started all this. However, matters don't improve as I am taken aback to discover that formatting is not dealt with until the last page of the last section of the manual! I realise that bad publicity in the past may account for a certain diffidence about microdrives, but this is ridiculous.

There is one telling little phrase, "It is good practice to

format a new cartridge several times." Expert tells me it's not so much good practice, more in the nature of a necessity. Am less than impressed to be told that the underscore symbol and the minus sign are on the same key, so I must be careful not to confuse them when using the underscore for formatting. It seems to me, as a mere novice, to be asking for trouble to add confusion during a critical operation, but perhaps there's some deeply significant technical reason for it . . .

Proceed to format. All goes according to manual until I format the same cartridge for the third time. Am then told that the capacity is 219/219 instead of 220/221. A fourth attempt reduces the capacity to 218/219, and a fifth confirms that figure. Scurry through manual to be told that several formattings *increase* capacity of cartridge. Decide to call a halt, on the grounds that if it is in fact increasing when the numbers displayed get smaller, then the formatting is working and I've got enough capacity for my feeble efforts, and if the exercise is decreasing the capacity, I'd better stop whilst I'm still in business. Can't as yet find any explanation for this quirk in the manual . . . it's probably entirely obvious to the *litterati* of the computing world, but to me it's one more illogicality in this most logical of modern pursuits.

Just for fun, I ask for DIRectory of my blank cartridge, only to find I've lost *another* sector of storage capacity in the process. Begin to appreciate warning about losing all programs and data if formatting a full cartridge. I seem to be losing them before I've even stored them. Return to chapter 5.

Type in two-line program and SAVE it to cartridge. It takes countable seconds, which surprises me, and reduces the storage capacity figure by three digits. The display which allows me to keep track of how much space I have left is comforting. Standard BBC disks, for example, are much too prone to filling up without warning and store comparatively little data.

*Time — no idea* Progress to COPYing from one microdrive cartridge to another, and FORMAT second cartridge in microdrive 2. Expert tells me this is fraught with danger, since if I mis-type, I run the risk of obliterating contents of cartridge in drive 1. I do it

anyway, and discover that my second cartridge starts off with a capacity of 215/216, increases on the first operation to 217/218 and is then reduced again to 217/217, where it stabilises. Curiouser and curiouser. However, must not complain since I'm only entitled to a capacity of 200/200, says expert, and anything over that is a bonus.

Mess about for a while with MERGEing programs and reading the general note which tells me once more how important back-up copies of programs are. This is beginning to make me nervous. It is clear that I must use a minimum of three cartridges in order to be *sure* of SAVEing an important program — one to write and store as I work, and two to keep the program when finished. Although I can then reformat the original cartridge and use it again, we're still talking about tying up £4 worth of cartridges for each program. Can't help feeling the sooner Sinclair launch the disk-version of the QL, the better!

Spend countable minutes trying to tidy up a program in the Problems section which looked fine to me in the first place. Move on to Arrays and Loops, only to have everything explained so carefully that it confuses me. In fact, I know more than I think I do, but lack the confidence to do anything other than slavishly follow the manual, which alternates between painful detail and the quantum leap into sophistication which leaves the beginner stranded. It helps at this point to have some

human intervention, which reassures me that I am not so inept as all this print makes me feel. Come to the conclusion that, no matter how competent the manual, most learners will benefit from the occasional consultation, even with another learner.

*Day 3. 11 am* Heavy night does nothing to encourage enthusiastic approach to today's session. (*Ah, the wonders of alcohol — Ed*). I'm now roughly halfway through the Beginner's Guide to programming, have come to terms with a fair number of keywords and gleaned some interesting things from the Information section as well as making the acquaintance of the infamous microdrive cartridges. So far, I'm quite impressed with the manual and pleased with my progress. I'm nervous of the storage procedures, since they seem to offer too many opportunities for disaster, particularly to those in the first throes of computing, but microdrives are clearly something to which you get used to eventually. That's not to say they're a good idea, but every computer on the market has its drawbacks, and at £200 for the QL, forgiveness comes easily, and cheap!

Now I'm confident the machine is basically friendly, and I have my back-up cartridges, I think the rest of the manual shouldn't provide any great problem (famous last words?) and there's always Quill to provide something a bit lighter — it looks like being three *more* days of enlightenment!



# QLLINGUI



**T**he Bristol based company, Metacomco, has been making quite a name for itself with the Motorola 68000 machines. In the QL systems software market, their five language "development kits", though quite pricey, have been receiving some very good reports. We decided to put them all to the test. Are they really superior products?

The five packages we looked at were Assembler, Lattice C, BCPL, Pascal and LISP. One of the most striking features of all these products is their degree of compatibility and interaction - even the packaging looks the same. For instance, whichever language you choose, they all contain the same screen editor

format, making the transition from one kit to another very easy.

The on-screen editor runs in a user-definable window, and will work on any ASCII coded file, so there's no reason why you shouldn't use it to edit from other sources, such as a SuperBasic program. The wide variety of commands fall into two main categories: immediate commands and command lines (extended commands). The latter allows for such facilities as block manipulation and search and replace, and these can be grouped, repeated and nested for quite intricate command sequences. Whilst the immediate commands cater for the more usual scrolling, inserting and deleting.

Metacomco's two-pass Assembler

is probably the most comprehensive assembler currently on the market, but is also the most expensive. In addition to the expected facilities, including full 68000 mnemonics, the Assembler currently on the market, host of extra features. These include macro assembly, absolute and relocatable code and conditional assembly. It's also possible to link assembly language modules together, or to other metacomco language modules, such as BCPL or Pascal. This is augmented by the XDEF and XREF directives included in the Assembler for referencing external symbols. Linking is particularly useful given the size of the Assembler which overlays to fill up a large portion of available RAM on an



# STICS



unexpanded machine. In addition to the mnemonics for conditional assembly, macros, and so on, ten extra directives allow the user to control the format of the listings.

The two major competitors in the assembler market are the products from GST and Computer One. The former is by no means a bad product, though lacking in some of the panache of the Metacomco offering. The manual is very brief by comparison and, though containing a full editor, it is not as easy to use, especially when debugging. It does however have the advantage of using only about one third the memory of the Assembler Development Kit. The Computer One Assembler is cheaper and quite different from its com-

petitors. Using the multi-tasking features of the QL, the editor and assembler are clearly distinguished as separate tasks running concurrently. Lacking in many of the features of the other two products, such as macro assembly and linking, it is nevertheless very easy to use, and is likely to appeal to the less experienced programmer. As always, the decision will depend on the price. If you can afford the best, then buy it.

Until a few years ago, only professional programmers would be found using C, though it must be said that it wasn't unusual for them to fall in love with the language. These days, the popularity of the language is becoming quite widespread, and it is generally viewed as a logical step-

ping stone between a high level language and true assembly language programming.

The Metacomco QL C Development Kit is an implementation known as Lattice C, conforming to the C implementation described by Kernighan and Ritchie (K&R - yet another standard). The package is supplied on a ROM, which plugs into the socket at the rear of the QL, and three microdrive cartridges. The first of these contains the runtime editor and linker, allowing code modules to be connected. The other two cartridges contain two distinct compilation stages. The first stage produces an intermediate file which is then finally compiled into relocatable 68000 machine code by the second phase. The reason for performing the compilation this way is to reduce the size of the compiler parts, leaving more free memory. Though a little awkward to use this two phase process can be automated using QLC which prompts the user for necessary information during the compilation.

The only exceptions made to the K&R standard is the inclusion of GETCHID which return a channel identification, often necessary for the use of QDOS1, QDOS2 and QDOS3 which call the QDOS 68000 TRAP instruction. Though rather clumsy to use, these two additions do give access to the majority of QL-dependant features.

The major alternative to the Metacomco product is RATC from GST. This is definitely a budget-line product, however, and I would recommend it to anyone not familiar with the C language. GST RATC has been designed specifically for use on the QL, and includes a range of QL-dependant instructions, making it easier to use for the beginner. On the other hand, Lattice C is a portable system, designed for more professional use.

BCPL is still a little known language amongst the home computing fraternity. However, the fast, compact code produced by the language have long made it popular, much like C, as a high level alternative to assembly language. The package is supplied on a single microdrive cartridge including the editor and linker for linking separate BCPL modules or Metacomco Assembler segments.

The BCPL program is compiled directly into 68000 machine language. This must then be linked with the runtime library, and any other modules, to produce the final program. This can then be run using EXEC or EXEC\_W, enabling BCPL programs to be multi-tasking, if required.

Unlike their Lattice C product, Metacomco's BCPL includes not only the standard functions, but also a comprehensive range of QL-dependant



The fine Metacomco Development Kits — exceedingly nice if you can afford them!

dant instructions, allowing simple use of windowing, graphics, character fonts, time and date, and so on.

The QL Pascal Development Kit is particularly notable for conforming to the ISO standard. To the layman this merely means that the system is consistent with international standards, ensuring the Pascal programs written on the QL are readily transferable to any other computers running a standard system.

The package is supplied partly on ROM, with the runtime editor and compiler on separate microdrive cartridges. As usual, there's a hefty tome accompanying the software, detailing the use of the editor, complete syntax of the language, extensions and a couple of example programs.

This implementation of Pascal has been written using a mixture of BCPL and 68000 assembler and an EXTERNAL directive is included to allow linking between modules from the different languages.

The single pass compiler produces pure 68000 code, rather than the intermediate p-code generated by many products. This means that the final code, which is run using EXEC or EXEC\_W and does not require the plug-in ROM to be present, will run

faster than the code produced by many other systems.

Naturally, the ISO standard Pascal doesn't allow the use of QL-dependent features, and an EXTEND directive is included which allows a number of ISO extensions to be usable. One of these extensions is QTRAP which allows information to be passed to and from the 68000 TRAP instruction. Though a little

---

**The two-pass Assembler is probably the most comprehensive on the market.**

---

unwieldy, this effectively gives access to the majority of QL facilities. Another very useful extension is INCLUDE, which allows additional program segments to be included at compile time, permitting the user to create his own library of routines. A set of extension graphics routines is supplied which can be inserted using the INCLUDE statement, giving easy access to windows, plotting, random numbers, time and date, and so on.

This is by no means the only Pascal system available, though the only package which can really compare with it is UCSD Pascal from TDI

Software Ltd, which costs the same. For my money, I'd prefer the metacomco product, which has the more acceptable standard, and is compatible with Metacomco's wide range of other languages. For a cheaper alternative, Computer One Pascal is worth looking at, though it's not really in the same league.

Though previously sparsely used, LISP has become quite popular in

---

**The decision depends upon the price — if you can afford the best, then buy it.**

---

recent years, mainly due to its inclusion in research and development within the field of artificial intelligence.

Supplied on a single microdrive cartridge, Metacomco LISP is, as with most, an interpreted system. Compatible with Acornsoft Lisp on the BBC micro, this version offers quite a few extra functions and large 16-bit numbers.

The structure and format of the LISP language is very simple, and it's not necessary to have more than the bare essential commands from which to work. It is intended that users build their own set of LISP extensions using these core commands, and from these extensions write the programs. Nevertheless, it is usual for LISP packages to include a range of the more common routines. Metacomco have included a fairly comprehensive, though not excessive, range of core instructions, comprising all the structure manipulation commands normally found. Supplementing these are turtle graphics, a pretty printer to format the often garbled listing (brackets everywhere!), a trace function to aid debugging and a garbage collector. You're only likely to find the latter useful if you intend to write pretty phenomenal programs, given the memory available on the QL.

Metacomco software is admittedly quite expensive. Given the new low cost of the QL, the Pascal and Lattice C products are each half the price of the machine. Having said this, if you can afford them, they are definitely worth the money, emerging as very professional products. The degree of interaction possible by linking modules from different packages is well thought out and undeniably useful, allowing most code to be written at high level, with time critical modules written, say, using the Assembler package. As a final note, would-be software developers will be pleased to hear that the Pascal and Lattice C packages both produce public domain software. This means that any programs produced using this system, along with their runtime libraries may be freely sold, without any obligation to Metacomco.

**SINCLAIR QL**

## KNIGHT FLIGHT



**RRP £14.95**  
Microdrive

- ★ Addictive arcade action
- ★ Continuous music and sound effects
- ★ Up to 21 moving full colour sprites
- ★ One or two player game option
- ★ Joystick/Keyboard

I enclose cheque/P.O. for £14.95 payable to:  
**Realtime Games Software Ltd., Prospect House, 32 Sovereign St. Leeds LS1 4BT 0532 458948**

Rush me **Knight Flight QL**

Please debit my Access No.

Name

Address





# QL SuperTOOLKIT QL

Version 2 of the Qjump CARE Toolkit is an extended (over 100 commands) and extensively improved version of the original QL Toolkit. QJUMP/CARE SuperToolkit comes on **16K Eprom Cartridge** together with **Library Rack** and **comprehensive manual** designed specifically to suit your QL ring binder. Loads instantly no microdrive worries. Super Toolkit is undoubtedly the best

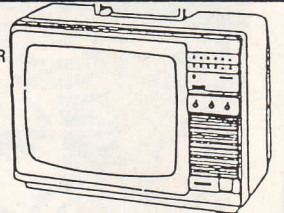
Software/Hardware addition for your QL that is presently available. If you doubt us visit the ZX Microfair Stands 215 and 216 and see for yourself, or call in at Care Electronics but bring sandwiches, it will take some time to read the manual. p.s. We will supply the coffee.

**Quality software by Tony Tebby, Quality product by Care Electronics**

SuperTOOLKIT @ **£34.50 Inc VAT p&p £2.** To order see below.

**QL MONITORS AND TV/MONITORS**  
**\*\* PHILIPS COLOUR \*\* 85 CHARACTERS**  
**TV/MONITORS \*\* PER LINE**  
**MEDIUM RESOLUTION**  
 14" MODEL 14CT2006 £253.00a Inc. VAT  
**REMOTE CONTROL SUPER VALUE**  
 16" MODEL 16CT2216 £311.65a Inc. VAT  
 We can supply up to 26" TV/Monitors  
 please ring for details.  
**ANTI-GLARE SCREEN \*\* FREE**  
**HIGH RESOLUTION LEADS SUPPLIED**  
**GREEN MODEL BM7502 FOR USE WITH QL**  
 @ **£82.80a Inc. VAT**  
 AMBER MODEL BM7522  
 @ **£82.80a Inc. VAT**

**DON'T BUY A COLOUR MONITOR!!**  
 HAVE YOUR 14" & 16" PHILIPS & PYE  
 COLOUR TV CONVERTED TO A TV/MONITOR  
**REMOTE AND STANDARD TV'S**  
**ONLY £69.00a Inc VAT**  
**RGB CONVERSION KIT**  
**ONLY £55.20d Inc VAT**



- \* Resolution better than 585 x 450 pixels.
- \* Image clarity comparable to leading monitors.
- \* Includes RGB lead for connecting with BBC/QL.
- \* Conversions carried out at our workshops within 2/3 days.

**PRINTER INTERFACE**  
 Baud Rate Switchable.  
 Drives any Centronics Printer.  
 Only **£46.00d Inc VAT**

**ROM CARTRIDGES**  
 One **£10.35c Inc VAT**  
 Five **£28.75c Inc VAT**  
 Ten **£52.90c Inc VAT**

**HOW TO ORDER:**

By Post. Enclose your Cheque/P.O. made payable to CARE Electronics.  
 Or use your ACCESS. Allow 7 days for delivery. Please add carriage.  
 OPEN: 9am-5pm MON-THUR a) @ 8.00 c) @ 1.00  
 9am-4pm FRI/SAT b) @ 5.00 d) @ 2.00



UNIT 14, PEERGLow INDUSTRIAL ESTATE, OLD'S APPROACH, WATFORD, HERTS. TELEPHONE: 0923 777155

# PUT TALENT ON YOUR QL

## CARTRIDGE DOCTOR

Your data is worth a lot to you. Source programs, text, scientific information, records, all represent hours of time and effort. The CARTRIDGE DOCTOR will, in most cases enable you to:

- Recover files from damaged or suspect cartridges, even files inaccessible to BASIC
- Recover newly-deleted files
- Recover files with lost or damaged blocks (in BASIC, QUILL etc.) using the FILE PATCH UTILITY.

The CARTRIDGE DOCTOR is easy to use. It incorporates a powerful rule-based expert system which can make sensible decisions and automate much of the labour needed to recover lost data. An extensive set of tools is also provided for the informed user. Full instructions are included.

Available from selected branches of W H Smiths and Boots or direct from TALENT.

**£14.95** (Please add 50p postage and packing)

## THE LOST KINGDOM OF ZKUL WEST (text adventures)

Explore the ancient dwelling place of Dwarves — or pit your wits and reflexes against a gang of robbers in a Western ghost town. These challenging text adventures are stimulating, addictive — and highly enjoyable.

"WEST will please not only adventure addicts but anyone who ever frowned into a puzzle of any sort" **QL USER**

The quality of the game is superb — this is the standard the others have to beat." **MICRO ADVENTURER on ZKUL**

Available from selected branches of W H Smiths or direct from TALENT

**£14.95** each  
 (Please add 50p postage and packing)

## COSMOS by G F Cornwell

Identify over 500 stars and planets with this impressive astronomy program. COSMOS displays your choice of star maps for any date and time and for any part of the world.

View the solar system, the moons of Jupiter, the rings of Saturn — even Halley's Comet. Call up comprehensive information on any visible object in the sky. Menu-driven, easy to use — a fascinating addition to your QL software library.

Available direct from TALENT

(Please add 50p postage and packing)

**£14.95**



CURRAN BUILDING, 101 ST JAMES ROAD, GLASGOW G4 0NS

24 Hour Credit Card Hot-Line 041-552 2128

**SOFTWARE FROM SCOTLAND**

# PCML PRODUCTS FOR THE SINCLAIR QL

**SEASONAL  
OFFER**

PCML Ltd uniquely provide the complete range of add-ons for the Sinclair QL.

## Q+ Memory Expansions

- 256K Memory Expansion.....**£79.50**
- 512K Memory Expansion.....**£99.50**
- 256K Memory Expansion, and ROM utilities.**£89.50**  
(including Wildcard Copy, RAM Disks, etc.)

## Q+ Disk System

PCML uniquely offer a combination card with

- Disk interface, 256K, and ROM utilities...**£276.00**
- Disk interface with no memory (upgradeable)...**£99.50**
- Single 3½" Double Density Drive.....**£109.25**
- Twin 3½" Double Density Drives.....**£199.00**

All prices include VAT and Postage

All products available ex-stock - For more details or to order please fill in attached form.

**PCML**  
HARDWARE

I would like to order:

- 256K Q+ Memory Expansion..... **£79.50**
- 512K Q+ Memory Expansion..... **£99.50**
- 256K Q+ Memory Expansion with ROM..... **£89.50**
- Disk interface, 256K, and ROM utilities.....**£276.00**
- Disk interface with no memory (upgradeable)..... **£99.50**
- Single 3½" Double Density Drive..... **£109.25**
- Twin 3½" Double Density Drives..... **£199.00**

Qty

<input type="checkbox"/>
<input type="checkbox"/>
<input type="checkbox"/>
<input type="checkbox"/>
<input type="checkbox"/>
<input type="checkbox"/>
<input type="checkbox"/>
<input type="checkbox"/>

I would like more information on your QL products.

<input type="checkbox"/>
--------------------------

PCML Ltd,  
Royal Mills,  
Esher, Surrey.  
TLX 935398.

NAME \_\_\_\_\_

COMPANY \_\_\_\_\_

ADDRESS \_\_\_\_\_

POSTCODE \_\_\_\_\_

TEL. NO. \_\_\_\_\_

I enclose a cheque for £ \_\_\_\_\_ or  
debit my ACCESS/VISA Account No.

SIGNATURE \_\_\_\_\_

<input type="checkbox"/>	<input type="checkbox"/>	<input type="checkbox"/>	<input type="checkbox"/>	<input type="checkbox"/>	<input type="checkbox"/>	<input type="checkbox"/>	<input type="checkbox"/>	<input type="checkbox"/>	<input type="checkbox"/>	<input type="checkbox"/>	<input type="checkbox"/>	<input type="checkbox"/>	<input type="checkbox"/>	<input type="checkbox"/>	<input type="checkbox"/>	<input type="checkbox"/>	<input type="checkbox"/>	<input type="checkbox"/>	<input type="checkbox"/>
--------------------------	--------------------------	--------------------------	--------------------------	--------------------------	--------------------------	--------------------------	--------------------------	--------------------------	--------------------------	--------------------------	--------------------------	--------------------------	--------------------------	--------------------------	--------------------------	--------------------------	--------------------------	--------------------------	--------------------------

Card expiry date: \_\_\_\_\_

Price includes VAT, postage and packing UK mainland only. **Immediate delivery ex stock.**

# MIRACLE SYSTEMS

— 14 day money back guarantee on all products —  
— 12 month warranty on all products —

- QL CENTRONICS PRINTER INTERFACE** ..... £29.95
  - ★ Complete unit including 3 metre cable
  - ★ Plugs into either SER1 or SER2
- QL SERIAL CABLE** ..... £7.50
  - ★ 3 metre cable
- QL JOYSTICK ADAPTOR** ..... £4.99
  - ★ Lets Atari/Commodore/Spectrum joysticks plug into CTL ports
- QL SCREEN DUMP** ..... £4.99
  - ★ Copies whole or part of screen to Epson compatible printer
- QL DOUBLE EXPANDER** ..... £39.00
  - ★ Connects both RAM and DISK to QL  
(Not necessary for MIRACLE EXPANDERAM)
- QL MODAPTOR** ..... £39.00
  - ★ Links QL to 300/300, 1200/75, 1200/1200 modem
- QL MOUSE** ..... (Please call)
- QL EXPANDERAM 256** ..... £95.00
  - ★ 256K RAM with through connector for DISK I/F
- QL EXPANDERAM 512** ..... £125.00
  - ★ 512K RAM with through connector for DISK I/F
- QL RAMDISC SOFTWARE** ..... £14.95
  - ★ Configures RAM as disk lookalike
  - ★ Ideally suited to **MS EXPANDERAM**
  - ★ Enables Microdrive software to run much faster with less wear on microdrives
  - ★ Fully compatible with Psion packages, SuperBasic etc.

**MIRACLE SYSTEMS LTD**  
**AVONDALE WORKSHOPS**  
**WOODLAND WAY**  
**KINGSWOOD**  
**BRISTOL**  
**BS15 1QL**

Please send **CWO**.  
Access order welcomed.  
Send **SAE** for catalogue.

SINCLAIR and QL are trade marks of Sinclair Research Ltd  
Tel: (0272) 603871 Ext 210

## New problem solver for your QL. FREE demo pack.

**Equate**<sup>tm</sup> will solve your problems in home, school, business and workshop.

And you'll enjoy using it.

Send now for a **FREE** pack explaining how. Use the coupon below or call:

010 353 74 21255(24hr.)

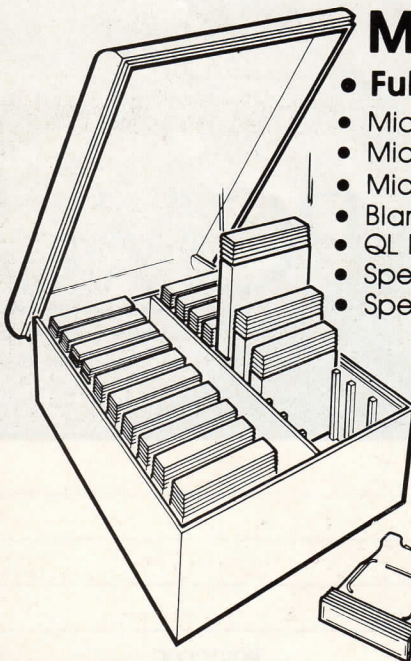
Send to: Flite Software Ltd., P.O. Box 302, Glasgow, G129 HQ.

Name \_\_\_\_\_  
Address \_\_\_\_\_

**FLITE**  
SOFTWARE

Tel: \_\_\_\_\_

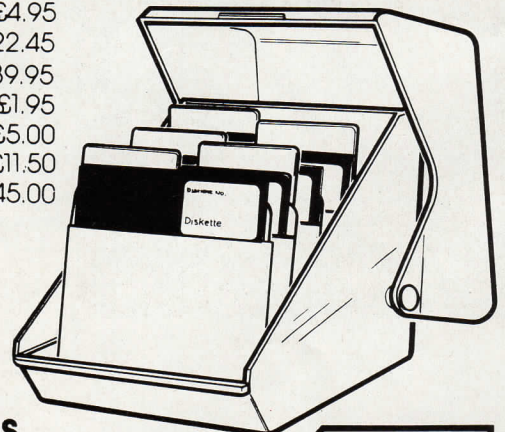
# TRANSFORM LTD. Computer Accessories



## Microdrive Storage Box

- Fully interlocking • Holds 20 cartridges + index cards
- Microdrive Box ..... £4.95
- Microdrive Box + 10 blank cartridges .. £22.45
- Microdrive Box + 20 blank cartridges .. £39.95
- Blank cartridges ..... £1.95
- QL Dust Covers ..... £5.00
- Spectrum Monochrome Monitor Connector ... £11.50
- Spectrum RGB Interface ..... £45.00

**£4.95**



## Disc Storage Boxes

- 3 1/2" Disc Storage Box Holds 25 discs. .... £9.20
- 5 1/4" Disc Storage Box Holds 50 discs. .... £13.90
- Box of 10 3 1/2" s/s discs ..... £30.00
- Box of 10 5 1/4" s/s discs ..... £27.60
- Storage Box (holds 30 3 1/2" discs or 20 3" discs) .... £13.25

**£9.20**

Available from W.H. Smiths,  
John Menzies & Spectrum Stores.


**TRANSFORM LTD. (Dept.QL) O89 283 4783**  
**Lucks Lane, Paddock Wood, Kent TN12 6QL**



**SINCLAIR**  
APPROVED


# QL FLIGHT SIMULATOR

Not a game but a real full feature flight simulator for the Sinclair QL written by an Aeronautical Engineer for pilots and student pilots alike. QL Flight (QLF) is a view orientated flight simulator which means you can actually view your surroundings. First set up the weather in each of the nine worlds selecting wind speed, wind direction and cloud ceiling. Select your starting world then your QL moves to the cockpit view!



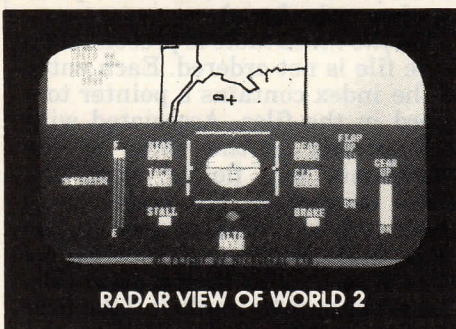
VIEW OF MOUNTAIN  
WORLD 1 ON SET UP SCREEN

**REALISTIC  
MOVING  
GRAPHICS**




COCKPIT VIEW  
PRE TAKE-OFF

**NINE DIFFERENT  
WORLDS TO  
FLY AROUND**



RADAR VIEW OF WORLD 2

Once in the cockpit with your seat belts firmly done up start the engine, lower the flaps, increase the revs and with releasing the brakes your actually moving down the runway!! As you clear the runway the scene of the world your in, comes into view! Bridges, mountains, power lines, towers, everything is there in this realistic simulation. You can even fly from one world into another! Imagine taking off and flying under a power line then into a treacherous mountain world and landing between 2 mountains, re-fuel, take off again and into another world with a low cloud ceiling, now its time to switch to QLF's unique "RADAR" view. QLF features all the major instruments including artificial horizon, altitude, compass climb, revs - plus all the usual aircraft components - flaps - landing gear - trim and rudder - ailerons.



VIEW OF MOUNTAIN WORLD 8

**LAND - RE-FUEL  
THEN TAKE OFF  
AGAIN**



APPROACHING THE RUNWAY  
IN WORLD 8

## MICRODEAL

**QL FLIGHT REALLY IS A REAL SIMULATOR** Keyboard or Joystick Compatible

£19.95 POST/PACKING 75p

ON PROTECTED MICRODRIVE CARTRIDGE

TO ORDER USE OUR 24 HOUR SYSTEM

**MICROPOST**



By Phone: 0726 68020



By Post To: 41 Truro Road, St. Austell, Cornwall PL25 5JE

OR ORDER FROM YOUR LOCAL QL DEALER

# ARCHIVE ON THE

**Archive is a powerful and versatile database but one false move and you're lost! Now Chas Dillon explains how to get out of a tight spot and recover the irrecoverable.**

The only redeeming feature of the manual filing systems of the pre-electronic era, aside from the fact that they assured employment for innumerable filing clerks, was that the most complex foul up that might occur was a jammed cabinet drawer. Unlike modern database programs there was no question that some slight technical mishap might result in the loss of all information painstakingly entered onto the system, often at considerable cost.

## Reasons For Corruption

It is not possible, or relevant here, to be specific about the causes of all corruptions to databases, but certain generalisations can be made. Corrupted files are likely to originate in one of the following ways:

1. A bug in Archive 2.0 ensures that when backing up files greater than 32K, the backed up copy will be corrupt.

2. Failure to CLOSE a file opened in Archive with the OPEN command, and the removal of a file from the system before QUITting or NEWing will corrupt any database currently being worked upon.

3. Pressing RESET when drives are still whirring. This is fatal irrespective of whether you are used to Archive or any any other program.

4. Where suspect media is being used. For example using old or worn out microdrives or substandard disks. With the latter, for peace of mind, ensure that they have 96track/inch certification.

5. A freeze up on the QL arising from the fluctuations/interruptions in mains power, leaky cables and other hardware faults.

Looking at the first cause, unless you have obtained a patch program over Psion's hotline for your Version 2.00 or have updated to version 2.3, the only way to avoid falling foul of the BACKUP bug is to avoid the com-

mand altogether and revert to using the SuperBasic Copy command from outside Archive.

As regards causes 2 & 3, these arise from carelessness or ignorance on the part of the user. They can be avoided by following the procedures laid-out in the manual:

1. Never reset the QL whilst a drive is whirring.

2. Never remove a disk or cartridge without first closing all files.

3. Never leave Archive other than by issuing a QUIT or NEW command.

The two remaining causes for corruption arise from machine errors so there is little the user may do to forestall them. Fortunately, they are extremely rare. In the course of running an Archive remedial centre we have found causes 1 to 3 are responsible for virtually all the instances of file corruption.

Having looked at prevention we can now develop a program geared to recovering information from corrupt databases. Because of limited information concerning Archive's workings you should bear in mind that the basis of the program is empirical and that most of the 'facts' presented are no more than educated guesses — deduced from examination of Archive files.

You should also note that the program reads from and writes to the particular disk or cartridge upon which our corrupt database lies. This means that we assume that the disk/cartridge directory is intact. If this is not the case and data is to be recovered from a volume that has a corrupt directory, then the preliminary work required to reconstitute the directory will be covered in our "On disk" series and not here.

## Inside Archive

An Archive database comprises 5 elements

Section	Description
1	Control record <i>Data Section</i>
2	File data table
3	File index table
4	Free space table
5	File structure table

The *control record* is made up of the first 20 characters of the file. It

begins with a two byte RCW (record control word), followed by an eight byte file identifier (usually 'vrmdbf0') followed by four control fields, defining relative starting positions of the subsequent sections of the file.

The data section of the file contains all the records. The order in which they appear differs from the order in which they were defined using the CREATE command in so far as all numeric fields occur at the start of the record, followed by all of the string fields. A record is terminated by a two byte 'tag' field.

## Bits And Pieces

Archive pools space within this section of the database so that if a record is deleted, the space occupied by the record is not compressed or otherwise adjusted. Instead, the free space table (section 4 of the file) is adjusted to show that this space is free for reuse. Consequently, when scanning through the file data, the end of one record may in fact not be the start of the next record, but rather a section of free space, which may appear as 'rubbish' — that is, it does not decode sensibly. A new record start point has then to be found.

The *file index table* is present even if the file is not ordered. Each entry on the index contains a pointer to a record in the files. Associated with each pointer is the value of the appropriate key field(s) from the record pointed to. The sequence in which entries are arranged in the index table determines the logical order of records on the database file. This order may be implicit if the user has not specifically ORDERed the file or explicit if he has. The index also has a small control table at the front of it.

The *free space* and *file structure tables* are organised in a fashion similar to the file index. They contain pointers to the free space in the file data area, and the names and type definitions of the database fields, respectively. They are of little significance in the present context.

Even armed with the knowledge of how a database file is organised decoding corrupted data must still be a hit or miss affair. The reason for



# MEND

this is that we cannot know for certain the exact extent of the corruption. It may just affect a data record or two but then may just as well affect the control record and all the control tables making it almost impossible to work out where a record starts, where it ends, whether the next piece is a new record, free space or even the end of the file. Indeed, the most complicated parts of the program are designed to uncover exactly this information.


The technique adopted here for recovery is to piece together an export file from data selectively extracted from a corrupted Archive database. Where necessary this 'psuedo' export file may be further edited using a standard text editor (eg, Metacomco's ED), before being IMPORTed back into Archive.

The program relies heavily on the user's knowledge of his own database. The user must first tell the program precisely how the database was CREATED. Using this information, the program then scans and decodes the file data section of the file. As each new record is started, the program displays the contents of the decoded file, and asks for confirmation that the field value is acceptable. Given confirmation, the program will then go on to decode the rest of the record, which is optionally displayed as it is written to the output file.

There are certain tests in the program to check for 'reasonableness' of the data. For example, very long strings may not in fact be long strings at all, but merely appear so because the string controller is corrupt. If these tests are failed, the program displays the decoded value and reports the error to the user, who then has the option to accept the field or invoke one of several corrective actions. This process continues until you opt to 'quit' or the data ends.

## Running Commentary

The program conducts a sort of dialog with the user. Prompts are issued and the user responds. Each prompt displays the range of acceptable responses. The first response in this list is always the 'default' — (ie, the assumed response if only the ENTER



key is pressed).

Working through the prompts, the first thing you will be asked for are input and output file names (and devices). The output file will be constructed in the form of an Archive 'export' file, and will typically have a name of the form 'dvc\_name\_exp'. The input file should be the name of the 'corrupted' Archive database to be recovered (NB. The name should contain no underscores and should be less than 9 characters long). Default extensions '\_dbf' and '\_exp' will be added where necessary.

The next prompt allows the user to choose between displaying records as they are transferred to the export file. The program then loops and on each pass requests the name of a database field. The database fields must be declared in exactly the same sequence that they were given to Archive (in the original CREATE command for the input database). String fields should have the \$ sign at the end of the name. The loop terminates when only ENTER is typed. As an option, these field names may be read in from a *proc* file, created in Archive, containing only one procedure, with the defining "create" statements for the corrupt database. In this file, each field name must be on a separate line.

During the loop, each successive field name is displayed on the upper screen — this screen remains in place for the duration of the program. When the loop terminates, the program asks the user to check that all fields have been entered, and in the correct order. If the response is 'NO' the program terminates as no useful work can be done. In such a case, the user should re-start the program and enter the fields correctly, or alternatively regenerate the definition file.

Given the instruction to proceed, the program attempts to decode the database control record, and displays on screen the value for the length of the data table. This value is not really meaningful except that the actual data portion of the file is unlikely to be less than the displayed figure.

## Road To Recovery

The program now gets stuck into the business of recovering data. At the top of the screen it displays running counts of the number of characters read and the number of records written. It prompts the user as follows:

a) "FIELD (FIELDNAME) OK (Y/N/R):"

This prompt is prefixed by a display of the field contents. It serves the purpose of identifying the value about to be written as the first field of a newly recovered record. 'fieldname'

is the name of the field given earlier on in the program. The "first" field of a file may not be the first name entered — it will be the name of the first numeric field in the record (if any), or the first string field for a record that contains no numeric fields.

Possible responses:

'y' (default) — Accept the field  
'r' — Reset the display of recovered records — switch it off if it is on, switch it on if it is off  
Other — Get next string from input file

b) "DOUBTFUL COUNT (NN) — WANT TO CHECK FIELD (Y/N):"

This prompt occurs when a string field is encountered with a string length greater than *max\_string*. *max\_string* is an arbitrary value and is merely an attempt to trap unlikely string lengths, so violation of *max\_string* is not necessarily an error. 'nn' is the length of the doubtful field.

Possible responses:

'y' — Check the field  
Other (default) — Accept the field sight unseen

c) "REJECT THIS FIELD (FIELDNAME) (N/P/Y/Q):"

The prompt is prefixed by a display of the field contents. This prompt occurs after appropriate responses to (a) or (b).

Possible responses:

'y' — Reject the field and move onto the next  
'q' — Quit. Here data on file will have been exhausted and the user will be looking the control table section  
'p' — reposition the file pointer (e)  
Other (default) — Accept the field

d) "START NEW RECORD (Y/N):"

This prompt occurs if a field has been accepted. If the field on display is the first field of a new record — ie, the user has just skipped over some rubbish fields, then the program should be instructed to restart forming a record. If the 3.5 prompt occurred because a field which exceeded *max\_string* was inspected and found good, then there is no requirement to start a new record.

Possible responses:

'y' (default) — Start a new record  
Other — Continue building current record

e) "MOVE CURSOR TO RECORD START POINT AND PRESS ESC"

This prompt occurs if the response to (c) was 'p'. It is prefaced by the screen

being cleared and the current undecoded input stream is shown on the top of the screen. The first character position of the current field being decoded has the cursor positioned on it. The user may use the left, right, up and down arrow keys to move the cursor to where the decoding should recommence. When that position is established the ESC key should be pressed. The program will always expect to commence a new record from that point — it will not attempt to continue building the current record.

## On Display

To use this powerful feature successfully, the user must be aware of the record field structure — all numeric fields occupy 8 bytes and occur at the beginning of a record; each string field is prefixed by a 1 byte control field. If the new record starts on a string field then the cursor should be placed on the control byte. If the new record starts with a numeric field, then the user should count back nn times 8 characters from the control byte of the first record string field (where nn is the number of numeric fields in the record).

While moving the cursor over 'non-display' characters — shown on screen as square blocks — the program displays the decimal value of the character code at the bottom of the screen. This will assist in the recognition of the string controllers.

It should also be noted that a 'genuine' record has two 'spare' bytes at the end of it.

If the feature is invoked by mistake — 'p' was pressed accidentally — then ensure the cursor position is left unchanged and press ESC; the program will resume as though the current field were the first field of a new record.

f) "THE FILE DATA IS NOW PROBABLY EXHAUSTED — DO YOU WANT TO QUIT (N/Y/D):"

This message occurs when the number of characters read from the input file exceeds the control value contained in the database control record. Of course if the database is corrupted, it is just as probable (in fact it is more probable) that the control value itself is in error.

If the user suspects that the program is now beyond the data section of the file, then he can elect to quit at this point. Conversely, he may choose to continue examining the file for further records. If the message becomes a nuisance, it may be switched off.

The program will in any event detect the true end of input, and terminate automatically

## Possible response:

- 'y' — Quit the recovery
- 'd' — Disable the test (stop sending the message)
- Other (default) — Continue with scan and the message display

## Winding Up

Once the user 'quits' recovery or the end of the data section of the corrupt database has been reached a message will display the number of records recovered, all files will then be closed and our recovery program will terminate. All that remains to be done is to

load Archive and IMPORT the output file defined at the start of recovery. This 'pseudo' export file will contain all the records recovered and Archive will automatically recreate a database about them.

Should the recovery be accidentally aborted, using CTRL/SPACE, then to re-instate the screen and file statuses, the user should type 'shutdown'. This will close the input and output files and restore the standard screen configuration.

Because the 'export file' generated by our recovery program is entirely text, it may — unlike a normal database file — be easily scanned (eg, SuperBasic 'Copy filename to scr\_')

producing a meaningful display, or edited using a suitable text editor (eg, Metacomco's ED).

Finally, you should note the program has to decode the (rather complicated) floating point format used in the Archive database. In doing this, it tends to work to 16 significant places. Very large or very small numbers will not be converted (numbers greater than  $2^{56}$  or less than  $2^{-56}$ ). Some of the numeric output of the program is therefore a bit slow and probably with more significant places than Archive itself supports. This should cause no concern, as the IMPORT process will perform any necessary truncation.

```

1 REMark RECOVER - get data from busted Archive db
f
2 REMark
3 REMark Version 1.3 - Chas Dillon - Sept 85
4 CLEAR
5 rcvr$ = "RECOVER 1.3"
6 REMark
7 :
8 initialise
9 IF NOT quit : do_transfer
10 shutdown
11 :
12 DEFine PROCedure initialise
13 LOCAL i,xs$
14 MODE 0:OPEN #1,con_448x200a32x16_128
15 npap = 4 : nink = 0 : hpap = 0 : hink = 7
16 PAPER npap : INK nink : CLS
17 PRINT rcvr$; " - attempt recovery of corrupted d
/b - C.D. Sept 85"
18 LET wrong = 1
19 REPEAT i_f_loop
20 AT 3,10 : prompt "Enter input device type (m/f)
:"
21 IF yn$=="f" : dvc$="flp" : ELSE : dvc$="mdv"
22 AT 4,10 : prompt "Enter input device no (1 - 6)
:"
23 dvc$ = dvc$ & yn$ & "_"
24 AT 5,15 : prompt "Enter name of input file: "
25 IF NOT ("_" INSTR yn$) : yn$ = yn$ & "_dbf"
26 ipfil$ = dvc$ & yn$ : LET ipdvc$ = dvc$
27 LET wrong = FOP_IN(#5,ipfil$)
28 IF NOT wrong : EXIT i_f_loop
29 AT 6,10 : PRINT "File not found"
30 END REPEAT i_f_loop
31 AT 6,9 : prompt "Enter output device type (m/f)
:"
32 IF yn$=="f" : dvc$="flp" : ELSE : dvc$="mdv"
33 AT 7,9 : prompt "Enter output device no (1 - 6)
:"
34 dvc$ = dvc$ & yn$ & "_"
35 AT 8,14 : prompt "Enter name of output file: "
36 IF NOT ("_" INSTR yn$) : yn$ = yn$ & "_exp"
37 opfil$ = dvc$ & yn$
38 AT 10,0 : prompt "Do you want file output displ
ayed (y/n): "
39 IF NOT yn$=="n" : show_em = 1 : ELSE : show_em
= 0
40 check_em = 1
41 REMark AT 12,2 : prompt "Do you want first fiel
d prompts (y/n): "
42 REMark IF NOT yn$=="n" : check_em = 1 : ELSE :
check_em = 0
43 DELETE opfil$
44 OPEN_NEW #6,opfil$
45 LET q$="'" : LET cq$="," : LET c$=","
46 max_string = 51 : REMark Longest 'unchecked' st
ring allowed

```

```

47 fmax = 100 : REMark maximum number of d/b field
s
48 sl = 16 : REMark string length - numeric accura
cy
49 mn = 55 : REMark mantissa length in f.p. format
50 hist_lim = 256 : REMark limit of scan-back for
reposition
51 hist$ = ""
52 new_record = 0 : quit = 0 : stack_ct = 0 : in_c
t = 0 : buffer = 0
53 recs = 0 : hist_ptr = 0
54 get_fldnames : IF quit : RETURN
55 REMark ***** d/base control rec *****
****
56 FOR i = 1 TO 10
57 xs$ = get_char$ : END FOR i : REMark throw away
header
58 data_len = 0
59 FOR i = 1 TO 4
60 data_len = data_len * 256 + CODE(get_char$) : E
ND FOR i
61 FOR i = 1 TO 6
62 xs$ = get_char$ : END FOR i : REMark throw away
other cntrl flds
63 PRINT "Probable data length is ";data_len;" cha
racters"
64 load_data
65 END DEFine
66 DEFine PROCedure do_transfer
67 REPEAT xfr_loop
68 IF quit : EXIT xfr_loop
69 IF in_ct >= data_len
70 PRINT "The file data is now possibly exhausted"
;
71 prompt " - Do you want to quit (n/y/d): "
72 IF yn$=="y" : EXIT xfr_loop : ELSE : IF yn$=="d
" : data_len=9.999999E6
73 END IF
74 LET fct = 1 : REMark field number for error mes
sages
75 LET bad = 0
76 REPEAT field_loop
77 IF fct > fldct : EXIT field_loop
78 IF quit : EXIT field_loop
79 para = 0 : bad = 0 : new_record = 0
80 IF fct = 1 AND check_em : para = 2
81 LET ptr = rel_pos(fct)
82 IF fct > numfld
83 x$(ptr) = get_str$(para)
84 ELSE
85 x$(ptr) = get_num$(para) : END IF
86 IF NOT bad
87 fct = fct + 1
88 ELSE
89 IF new_record
90 fct = 2
91 IF ptr <= numfld OR NOT numfld

```

```

92 x$(rel_pos(1)) = x$(ptr) : ELSE
93 IF LEN(x$(ptr)) < 3
94 x$(rel_pos(1)) = "0" : ELSE
95 x$(rel_pos(1)) = x$(ptr)(2 TO LEN(x$(ptr))-1)
96 END IF : END IF
97 ELSE : fct = 1 : END IF
98 END IF
99 END REPEAT field_loop
100 xs$ = get_char$ & get_char$ : REMark Tag at en
d of record
101 IF quit : EXIT xfr_loop
102 bld_string
103 IF show_em : INK 0 : PRINT xout$ : INK 7
104 PRINT #6,xout$ : recs = recs + 1 : AT #4,0,0 :
PRINT #4,recs;
105 END REPEAT xfr_loop
106 END DEFine
107 DEFine PROCedure shutdown
108 CLOSE #5
109 CLOSE #6
110 PRINT "\End of run - ";recs;" records copied"
111 WINDOW 448,200,32,16 : PAPER 4 : INK 0
112 IF NOT quit : CLOSE #4 : CLOSE #7
113 END DEFine
114 DEFine FuNction get_str$(chk_fst)
115 LOCAL a$,ct
116 IF NOT quit : ct = CODE(get_char$) : ELSE : ct
= 0
117 bad = 0 : new_record = 0
118 IF ct > max_string
119 prompt ("Doubtful count "&ct&" - want to check
field (y/n): ")
120 IF NOT yn$=="n" : bad = 1
121 END IF
122 get_text
123 check_out
124 RETURN q$ & a$ & q$
125 END DEFine
126 DEFine FuNction get_num$(chk_fst)
127 LOCAL a$,ct,expon,integ$,fract$,minus$
128 decode_float
129 check_out
130 RETURN a$
131 END DEFine
132 DEFine PROCedure get_text
133 LOCAL j
134 a$ = ""
135 j = 0
136 REPEAT char_loop
137 IF quit : EXIT char_loop
138 IF NOT j < ct : EXIT char_loop
139 j = j + 1
140 a$ = a$ & get_char$
141 END REPEAT char_loop
142 IF fct > numfld
143 LET hist_ptr = LEN(a$) + 1

```

```

144 ELSE
145 LET hist_ptr = 8 : END IF
146 END DEFINE
147 DEFINE FUNCTION get_char$
148 AT #7,0,0 : PRINT #7,in_ct;
149 IF buffer
150 xs$ = hist$(buffer)
151 buffer = buffer + 1 : in_ct = in_ct + 1
152 IF buffer > LEN(hist$) : buffer = 0 : hist$ = ""
153 RETURN xs$ : END IF
154 IF EOF(#5) : quit = 1 : RETURN ""
155 in_ct = in_ct + 1
156 xs$ = INKEY$(#5,-1)
157 RETURN xs$
158 END DEFINE
159 DEFINE PROCEDURE check_out
160 field$ = f_name$(rel_pos(fct))
161 IF chk_fst
162 PRINT q$; a$; q$; "          "; IF LEN(a$) > 40 : PRINT
163 prompt ("Field " & field$ & " ok (y/n/r) : ")
164 IF yn$=="n" : bad=1 : ELSE : IF yn$=="r" : show_em = ABS(show_em-1)
165 END IF
166 REPEAT bad_loop
167 IF NOT bad : EXIT bad_loop
168 IF quit : bad = 0 : new_record = 1 : EXIT bad_loop
169 IF bad = 1 AND LEN(a$)
170 PRINT q$; a$; q$
171 INPUT ("Reject this field(" & field$ & ") (n/p/y/q) : ");yn$;
172 ELSE : yn$ = "y" : END IF
173 IF yn$=="y"
174 LET bad = 1 : PRINT
175 ELSE
176 IF yn$=="q"
177 LET bad = 0 : LET new_record = 1 : LET quit = 1
178 ELSE
179 IF yn$=="p"
180 re_position
181 ELSE
182 LET bad = 0 : prompt "      Start new record (y/n) : "
183 IF NOT yn$=="n" : LET new_record = 1
184 END IF : END IF : END IF
185 IF NOT bad : EXIT bad_loop
186 IF fct <= numfld
187 decode_float
188 ELSE
189 REPEAT scan
190 IF NOT quit : ct = CODE(get_char$) : ELSE : ct = 0
191 IF NOT ct > max_string : EXIT scan
192 END REPEAT scan
193 get_text
194 END IF
195 END REPEAT bad_loop
196 bad = bad + new_record
197 END DEFINE
198 DEFINE PROCEDURE re_position
199 LOCAL x
200 CLS
201 IF NOT buffer
202 x = in_ct - hist_lim - 1
203 IF x < 0 : x = 0
204 BGET #5;x : y = x
205 REPEAT scan_back
206 x = x + 1 : IF x > in_ct : EXIT scan_back
207 hist$ = hist$ & INKEY$(#5,-1)
208 END REPEAT scan_back
209 END IF
210 FOR col = 1 TO LEN(hist$) : h_off : END FOR col
211 PRINT ""Move cursor to record start point and press ESC"
212 IF buffer

```

```

213 col = buffer - hist_ptr + 1 : in_ct = in_ct - hist_ptr : ELSE
214 in_ct = in_ct - hist_lim - 1 : IF in_ct < 0 : in_ct = 0
215 col = LEN(hist$) - hist_ptr + 1 : in_ct = in_ct + col : END IF
216 h_on : buffer = 0
217 REPEAT esc_loop
218 x = CODE(INKEY$(#5,-1))
219 SELECT ON x
220 = 192 TO 199 : IF col-1 : h_off : col=col-1:in_ct=in_ct-1: h_on
221 = 200 TO 207 : IF col >= LEN(hist$)
222 in_ct=in_ct-1
223 hist$ = hist$ & get_char$ : END IF
224 IF col < LEN(hist$)
225 h_off : col=col+1:in_ct=in_ct+1 : h_on : END IF
226 = 208 TO 215 : IF col-74>0:h_off:col=col-74:in_ct=in_ct-74:h_on
227 = 216 TO 223 : IF col+74<LEN(hist$)
228 h_off :col=col+74:in_ct=in_ct+74:h_on:END IF
229 = 27 : EXIT esc_loop
230 END SELECT
231 END REPEAT esc_loop
232 buffer = col
233 bad = 1 : new_record = 1 : fct = 1 : REMark force restart of record
234 field$ = f_name$(rel_pos(fct))
235 AT linmax-2,0
236 PAPER 2 : INK 7 : CLS 2 : CLS 3
237 END DEFINE
238 DEFINE PROCEDURE h_on
239 LOCAL x
240 PAPER 4 : INK 0
241 x = CODE(hist$(col))
242 AT linmax,10
243 IF NOT (x>31 AND x<128)
244 PRINT x: "      " : ELSE : PRINT "      " : END IF
245 AT (col-1) DIV 74, (col-1) MOD 74 : PRINT hist$(col);
246 END DEFINE
247 DEFINE PROCEDURE h_off
248 PAPER 2 : INK 7
249 AT (col-1) DIV 74, (col-1) MOD 74 : PRINT hist$(col);
250 END DEFINE
251 DEFINE PROCEDURE decode_float
252 LET ct = 8
253 get_text
254 get_bit_str
255 IF bit(1) : LET minus$="-" : ELSE : LET minus$=""
256 expon = 0
257 FOR j = 2 TO 9
258 expon = expon + (2^(9-j) * bit(j)) : END FOR j
259 expon = expon - 128
260 IF (expon - 1) >= mn
261 do_big_num
262 ELSE
263 IF expon > 0
264 stack_nos 1,expon,mn : ELSE
265 stack_nos 1,expon+1,mn
266 END IF
267 fract$ = added_stack$
268 IF expon < 1
269 integ$ = "" : ELSE
270 set_stack expon,int_tab$
271 IF expon-1 : stack_nos -1,expon-1,1
272 integ$ = added_stack$
273 END IF
274 END IF
275 IF LEN(fract$)
276 IF LEN(integ$)
277 a$ = minus$ & shrunk_str$(integ$ & "." & fract$)
278 ELSE
279 a$ = minus$ & "0" & shrunk_str$( "." & fract$)

```

```

280 END IF
281 ELSE
282 IF LEN(integ$)
283 a$ = minus$ & shrunk_str$(integ$ & "." & fract$)
284 ELSE
285 a$ = "0"
286 END IF
287 END IF
288 END DEFINE
289 DEFINE FUNCTION shrunk_str$(text$)
290 REPEAT front
291 IF text$(1) = "0"
292 IF text$ = "0" : text$ = "" : EXIT front
293 text$ = text$(2 TO) : ELSE : EXIT front : END IF
294 END REPEAT front
295 IF LEN(text$)
296 REPEAT back
297 IF text$(LEN(text$)) = "0"
298 text$ = text$(1 TO LEN(text$)-1)
299 ELSE : EXIT back : END IF
300 END REPEAT back
301 END IF
302 RETURN text$
303 END DEFINE
304 DEFINE FUNCTION added_stack$
305 LOCAL carry,numb,ans$
306 IF NOT stack_ct : RETURN ""
307 LET carry = 0 : ans$ = FILL$("0",sl)
308 FOR i = sl TO 1 STEP -1
309 numb = carry
310 FOR j = 1 TO stack_ct
311 numb = numb + stack$(j,i) : END FOR j
312 ans$(i) = numb MOD 10
313 carry = numb DIV 10 : END FOR i
314 stack_ct = 0
315 RETURN ans$
316 END DEFINE
317 DEFINE PROCEDURE set_stack (pointer,array$)
318 stack_ct = stack_ct + 1
319 stack$(stack_ct) = array$(pointer)
320 END DEFINE
321 DEFINE PROCEDURE stack_nos (adder,begin,finish)
322 LOCAL i,j,start
323 IF begin < 1
324 j = ABS(begin)+1 : start = 1
325 ELSE
326 j = 0 : start = begin : END IF
327 IF adder>0
328 i = start
329 REPEAT frac_loop
330 IF i >= high : EXIT frac_loop
331 j = j + 1 : IF j >= mn : EXIT frac_loop
332 IF mant(i) : set_stack j, frac_tab$
333 i = i + adder
334 END REPEAT frac_loop
335 ELSE
336 FOR i = start TO finish STEP adder
337 j = j + 1
338 IF mant(i) : set_stack j, int_tab$
339 END FOR i
340 END IF
341 END DEFINE
342 DEFINE PROCEDURE do_big_num
343 PRINT "Problems - no big number routine"
344 integ$ = "" : fract$ = "" : bad = 1
345 END DEFINE
346 DEFINE PROCEDURE get_bit_str
347 LOCAL i,j,k
348 high = 0
349 FOR k = 1 TO 9
350 j = (k-1) MOD 8 : i = ((k-1) DIV 8) + 1
351 IF CODE(a$(i)) && 2^(7-j) : bit(k) = 1 : ELSE : bit(k) = 0
352 END FOR k
353 FOR k = 1 TO mn
354 j = k MOD 8 : i = (k DIV 8) + 2

```

355 IF CODE(a\$(i)) && 2^(7-j)  
356 LET mhigh = k : mant(k) = 1 : ELSE : mant(k) =  
0  
357 END IF  
358 END FOR k  
359 END DEFine  
360 DEFine PROCedure get fldnames  
361 LOCAL lin,col,struct  
362 DIM f\_type(fmax),rel\_pos(fmax),f\_name\$(fmax,13  
) ,x\$(fmax,255)  
363 CLS  
364 fldct=0 : fct = 0 : numfld = 0 : file\_ip = 0  
365 PRINT rcvr\$; - Database Field names - Enter i  
n CORRECT order"  
366 LET wrong = 1  
367 REPEAT s\_f\_loop  
368 AT 10,10:prompt "Fieldnames from the keyboard  
or a file (k/f): "  
369 IF yn\$=""f"  
370 AT 12,4 : prompt "Enter device/file name conta  
ining field names: "  
371 IF NOT ("\_" INSTR yn\$) : yn\$ = ipdvc\$ & yn\$  
372 wrong = FOP\_IN(#7,yn\$) : LET file\_ip = 1  
373 ELSE  
374 LET file\_ip = 0 : LET wrong = 0 : END IF  
375 IF NOT wrong : EXIT s\_f\_loop  
376 AT 14,10 : PRINT "File not found"  
377 END REPEAT s\_f\_loop  
378 AT 3,0 : CLS 2  
379 REPEAT name\_loop  
380 IF file\_ip  
381 IF EOF(#7) : EXIT name\_loop  
382 INPUT #7,yn\$  
383 IF yn\$(1 TO 5)=="proc" : NEXT name\_loop  
384 IF yn\$(1 TO 7)=="create" : NEXT name\_loop  
385 IF yn\$(1 TO 9)=="endcreate" : EXIT name\_loop  
386 IF yn\$(LEN(yn\$))=CHR\$(13)  
387 yn\$ = yn\$(1 TO LEN(yn\$)-1) : END IF  
388 ELSE  
389 AT 18,10 : CLS 3 : prompt "Enter the name of t  
he field: "  
390 END IF  
391 AT 19,0 : CLS 3  
392 IF NOT LEN(yn\$) : EXIT name\_loop

393 IF LEN(yn\$) > 13  
394 AT 19,10 : PRINT yn\$; - Name too long" : NEXT  
name\_loop  
395 END IF  
396 IF fldct = fmax  
397 fldct = 0 : PRINT "Too many fields - amend faa  
x control"  
398 EXIT name\_loop : END IF  
399 fldct = fldct + 1  
400 IF yn\$(LEN(yn\$)) = "\$"  
401 f\_name\$(fldct)=yn\$  
402 f\_type(fldct) = 1  
403 ELSE  
404 numfld = numfld + 1  
405 rel\_pos(numfld) = fldct  
406 f\_name\$(fldct)=yn\$  
407 f\_type(fldct) = 0  
408 END IF  
409 LET lin = (fldct-1) DIV 5 : LET col = (fldct-1  
) MOD 5  
410 AT lin+2,col\*15 : PRINT yn\$  
411 IF fldct=1 : PRINT #6,c\$;q\$;yn\$;q\$; : ELSE : P  
RINT #6,q\$;yn\$;q\$;  
412 END REPEAT name\_loop  
413 PRINT #6  
414 IF file\_ip : CLOSE #7  
415 REPEAT force\_ans  
416 AT 18,10 : CLS 3 : prompt "Are these correct (  
y/n): "  
417 IF yn\$=""y" OR yn\$=""n" : EXIT force\_ans  
418 END REPEAT force\_ans  
419 IF NOT fldct : yn\$ = "n"  
420 IF yn\$=""n" : quit = 1 : RETURN  
421 AT 0,0 : PRINT rcvr\$; - Translation Diagnosti  
cs - contents in order of names"  
422 AT 1,0 : PRINT "Characters read": AT 1,51 : PR  
INT "Records copied:"  
423 OPEN #4,scr\_36x10a444x26 : PAPER #4,npap : INK  
#4,nink  
424 OPEN #7,scr\_36x10a134x26 : PAPER #7,npap : INK  
#7,nink  
425 osl = 10 \* (lin+3)  
426 linmax = 19 - (lin+3)  
427 WINDOW 448,200-osl,32,16+osl

428 npap = 2 : nink = 7 : hpap = 0 : hink = 7  
429 PAPER npap : INK nink : CLS  
430 fct = 0 : struct = 0  
431 REPEAT posn\_loop  
432 fct = fct + 1  
433 IF fct > fldct : EXIT posn\_loop  
434 IF f\_type(fct)  
435 struct = struct + 1  
436 rel\_pos(numfld+struct) = fct  
437 END IF  
438 END REPEAT posn\_loop  
439 END DEFine  
440 DEFine PROCedure bld\_string  
441 LET fct = 0  
442 LET xout\$ = ""  
443 REPEAT str\_loop  
444 LET fct = fct + 1  
445 IF fct > fldct : EXIT str\_loop  
446 IF fct = 1  
447 xout\$ = x\$(fct)  
448 ELSE  
449 xout\$ = xout\$ & ", " & x\$(fct)  
450 END IF  
451 END REPEAT str\_loop  
452 END DEFine  
453 DEFine PROCedure prompt (text\$)  
454 REPEAT drain : LET yn\$=INKEY\$ : IF NOT LEN(yn\$  
) : EXIT drain  
455 END REPEAT drain  
456 PRINT text\$; : PAPER hpap : INK hink : INPUT y  
n\$  
457 PAPER npap : INK nink  
458 END DEFine  
459 DEFine PROCedure load\_data  
460 DIM int\_tab\$(mn,sl),frac\_tab\$(mn,sl),stack\$(mn  
,sl),bit(9),mant(mn)  
461 RESTORE  
462 READ int\_count  
463 FOR i = 1 TO int\_count  
464 READ int\_tab\$(i) : END FOR i  
465 READ frac\_count  
466 FOR i = 1 TO frac\_count  
467 READ frac\_tab\$(i) : END FOR i  
468 END DEFine

469 DATA 55  
470 DATA "0000000000000001"  
471 DATA "0000000000000002"  
472 DATA "0000000000000004"  
473 DATA "0000000000000008"  
474 DATA "0000000000000016"  
475 DATA "0000000000000032"  
476 DATA "0000000000000064"  
477 DATA "0000000000000128"  
478 DATA "0000000000000256"  
479 DATA "0000000000000512"  
480 DATA "0000000000001024"  
481 DATA "0000000000002048"  
482 DATA "0000000000004096"  
483 DATA "0000000000008192"  
484 DATA "0000000000016384"  
485 DATA "0000000000032768"  
486 DATA "0000000000065536"  
487 DATA "0000000000131072"  
488 DATA "0000000000262144"  
489 DATA "0000000000524288"  
490 DATA "0000000001048576"  
491 DATA "0000000002097152"  
492 DATA "0000000004194304"  
493 DATA "0000000008388608"  
494 DATA "0000000016777216"  
495 DATA "0000000033554432"  
496 DATA "0000000067108864"  
497 DATA "0000000134217728"  
498 DATA "0000000268435456"  
499 DATA "0000000536870912"  
500 DATA "0000001073741824"  
501 DATA "0000002147483648"  
502 DATA "0000004294967296"

503 DATA "000008589934592"  
504 DATA "0000017179869184"  
505 DATA "0000034359738368"  
506 DATA "0000068719476736"  
507 DATA "0000137438953472"  
508 DATA "0000274877906944"  
509 DATA "0000549755813888"  
510 DATA "0001099511627776"  
511 DATA "000219923255552"  
512 DATA "0004398046511104"  
513 DATA "0008796093022208"  
514 DATA "0017592186044416"  
515 DATA "0035184372088832"  
516 DATA "0070368744177664"  
517 DATA "0140737488355328"  
518 DATA "0281474976710656"  
519 DATA "0562949953421312"  
520 DATA "1125899906842624"  
521 DATA "2251799813685248"  
522 DATA "4503599627370496"  
523 DATA "9007199254740992"  
524 DATA "9999999999999999"  
525 REMark  
526 DATA 55  
527 DATA "5000000000000000"  
528 DATA "2500000000000000"  
529 DATA "1250000000000000"  
530 DATA "0625000000000000"  
531 DATA "0312500000000000"  
532 DATA "0156250000000000"  
533 DATA "0078125000000000"  
534 DATA "0039062500000000"  
535 DATA "0019531250000000"  
536 DATA 55  
537 DATA "5000000000000000"  
538 DATA "2500000000000000"  
539 DATA "1250000000000000"  
540 DATA "0625000000000000"  
541 DATA "0312500000000000"  
542 DATA "0156250000000000"  
543 DATA "0078125000000000"  
544 DATA "0039062500000000"  
545 DATA "0019531250000000"  
546 DATA "000009536743164"  
547 DATA "00008796093022208"  
548 DATA "0017592186044416"  
549 DATA "0035184372088832"  
550 DATA "0070368744177664"

537 DATA "0004882812500000"  
538 DATA "0002441406250000"  
539 DATA "0001220703125000"  
540 DATA "0000610351562500"  
541 DATA "0000305175781250"  
542 DATA "0000152587890625"  
543 DATA "0000076293945313"  
544 DATA "0000038146972656"  
545 DATA "0000019073486328"  
546 DATA "0000009536743164"  
547 DATA "0000004768371582"  
548 DATA "0000002384185791"  
549 DATA "0000001192092891"  
550 DATA "0000000596046446"  
551 DATA "0000000298023223"  
552 DATA "0000000149011612"  
553 DATA "0000000074505806"  
554 DATA "0000000037252903"  
555 DATA "0000000018626451"  
556 DATA "0000000009313226"  
557 DATA "0000000004656613"  
558 DATA "0000000002328306"  
559 DATA "0000000001164153"  
560 DATA "0000000000582077"  
561 DATA "0000000000291038"  
562 DATA "0000000000145519"  
563 DATA "0000000000072760"  
564 DATA "0000000000036380"  
565 DATA "0000000000018190"  
566 DATA "0000000000009095"  
567 DATA "0000000000004547"  
568 DATA "000000000002274"  
569 DATA "000000000001137"  
570 DATA "000000000000568"  
571 DATA "0000000000000284"  
572 DATA "0000000000000142"  
573 DATA "0000000000000071"  
574 DATA "0000000000000036"  
575 DATA "0000000000000018"  
576 DATA "0000000000000009"  
577 DATA "0000000000000004"  
578 DATA "0000000000000002"  
579 DATA "0000000000000001"  
580 DATA "0000000000000000"  
581 DATA "0000000000000000"

551 DATA "0000000298023223"  
552 DATA "0000000149011612"  
553 DATA "0000000074505806"  
554 DATA "0000000037252903"  
555 DATA "0000000018626451"  
556 DATA "0000000009313226"  
557 DATA "0000000004656613"  
558 DATA "0000000002328306"  
559 DATA "0000000001164153"  
560 DATA "0000000000582077"  
561 DATA "0000000000291038"  
562 DATA "0000000000145519"  
563 DATA "0000000000072760"  
564 DATA "0000000000036380"  
565 DATA "0000000000018190"  
566 DATA "0000000000009095"  
567 DATA "0000000000004547"  
568 DATA "000000000002274"  
569 DATA "000000000001137"  
570 DATA "000000000000568"  
571 DATA "0000000000000284"  
572 DATA "0000000000000142"  
573 DATA "0000000000000071"  
574 DATA "0000000000000036"  
575 DATA "0000000000000018"  
576 DATA "0000000000000009"  
577 DATA "0000000000000004"  
578 DATA "0000000000000002"  
579 DATA "0000000000000001"  
580 DATA "0000000000000000"  
581 DATA "0000000000000000"

# PRINTERLAND

ORDERED TODAY -  
DELIVERED TOMORROW



**Free...**

WITH ALL PRINTERS: QL USERS PRINTERS GUIDE

We supply a free booklet with all printers which explains how to obtain all the features available on your printer.

	EX VAT	INC VAT
<b>■ DOT MATRIX</b>		
SHINWA CP A80	£165-00	£189-75
EPSON FX80 F/T+	£314-00	£361-10
EPSON FX100 F/T+	£425-00	£488-75
<b>■ DOT MATRIX PLUS NEAR LETTER QUALITY</b>		
EPSON LX80 GOOD OFFER	£190-00	£218-50
CANON 1080A BETTER OFFER	£225-00	£258.75
JUKI 5510 (colour option)	£249-00	£286-35
CANON 1156 17" CARRIAGE	£335-00	£385-25
<b>■ DAISY WHEEL</b>		
QUENDATA 1120	£225-00	£258-75
EPSON DX100 SPECIAL OFFER	£356-00	£409-40
<b>■ COLOUR PRINTERS</b>		
EPSON JX-80 SPECIAL OFFER	£450-00	£517-50
<b>■ PRINTER INTERFACES</b>		
MIRACLE SYSTEMS	£26-05	£29.95
<b>■ COMPUTERS</b>		
SINCLAIR QL ONLY	£173-05	£199-00

	EX VAT	INC VAT
<b>■ DISC DRIVES</b>		
Prices include power supply and interface.		
<b>MICRO PERIPHERALS</b>		
3 1/2" SINGLE DRIVE SYSTEM (.75 MBYTE)	£241-00	£277.15
3 1/2" DUAL DRIVE SYSTEM (1.5 MBYTE)	£365-00	£419-75
PCML DISK INTERFACE + 256K RAM & TOOLKIT INTERFACE	£240-00	£276-00
3 1/2" DUAL DRIVES	£169-00	£194-95
<b>■ TYPEWRITER PRINTER COMBINED</b>		
JUKI 2200	£245-00	£281-75
<b>■ MONITORS</b>		
PHILIPS 7502 GREEN	£75-00	£86-25
MICROVITEC CUB 1451/653	£220-00	£253-00
<b>■ MODEMS</b>		
TANDATA (complete system including FREE TELECOM GOLD/PRESTEL)	£173-00	£198-95
<b>■ SOFTWARE</b>		RING FOR BEST PRICES

**COMPLETE PACK SPECIAL OFFER** → **THE WORLDS BEST PRICES ON QL/MONITOR/PRINTER PACKS**

Package includes: SINCLAIR QL, MICROVITEC CUB563, PRINTER & ALL LEADS AND INTERFACES

WITH EPSON LX80 F/T	£619-00	£711-85	WITH CANON 1080	£652-00	£749-80
WITH CANON 1156	£842-00	£968-30	<b>OTHER PRINTERS ON REQUEST</b>		

**EDUCATIONAL · GOVERNMENT OVERSEAS ORDERS WELCOME**

**PRINTERLAND** NOW ONLY 3 MINUTES FROM JUNCTION 23 M62 (MANCHESTER 25 minutes/LEEDS 20 minutes) NB. FROM EAST USE JUNCTION 24  
156 LONGWOOD GATE, LONGWOOD **Tei HUDDERSFIELD (0484) 646048/9**

## QMON

### Monitor / Debugger

QMON brought a new dimension to machine code debuggers. QMON II is another jump ahead of the rest. Who else offers an assembling line editor, memory value breakpoints, back trace, pull down windows, plus all the standard facilities?

## QTKII

### QL Toolkit Version II

This is a rewritten version of the original QL Toolkit: more than 100 facilities, better performance. ROM version from CARE Electronics, configurable version ready soon. A must for serious QL users.

## QFLP

### Floppy Disc Driver

UPGRADE to Sinclair standard disc format. UPGRADE to QJUMP standard disc performance. UPGRADE to complete compatibility with other QL disc systems. THE upgrade for the Micro Peripherals QL floppy disc interface.

SAE for comprehensive test report.

## QEP3

### Eprom Programmer

This EPROM programmer for the QL offers an advanced specification which makes it exceptionally good value. It features multi-voltage testing and verification, as well as standard, interactive and accelerated programming algorithms.

## QJUMP

For information on these products, send a stamped, self-addressed envelope to:

Dept U1 QJUMP Ltd 24 King Street Rampton CAMBS CB4 4QD

# Viglen

## offer the best alternative to the microdrive



### Speeding up your data access with Viglen disc drives means instant reliable access every time

Specially designed to fit neatly into the case of the Sinclair QL, the Q-Disc Interface Board and companion disc drives are colour-matched to compliment your QL computer.

5 1/4 inch Drives	Drive on its own	Drive with Q Disk Interface
800K Single drive	£121.00	£216.00
1.6M Dual drive	£226.00	£321.00

### 3 1/2 inch Drives

800K Single drive	£99.00	£194.00
1.6M Dual drive	£198.00	£293.00

The above drives are compatible and ready to plug in and use with all currently available QL disc interfaces.

When bought with the disc interface they are ready to plug in and use - NO EXTRAS.

Prices correct at time of going to press. Offers subject to availability. Even lower prices with other QL interfaces.

### Visit our showrooms

Open Monday - Friday 9.30 - 6.00 Saturday 9.30 - 4.00

Unit 7, Trumpers Way  
Hanwell W7 2QA



### Carriage

Please add £12.00 for carriage. Orders are usually despatched to you within twenty-four hours of receipt.

Viglen are also major suppliers to educational and government establishments and welcome further enquiries and orders.

Post to: VIGLEN COMPUTER SUPPLIES, Unit 7, Trumpers Way, Hanwell W7 2QA. Credit card holders may order by telephone on 01-843 9903. QLU1/86

Please send me \_\_\_\_\_

I enclose Cheque/P.O. for £: \_\_\_\_\_ incl. carriage. Cheques payable to Viglen Computer Supplies.

Name: \_\_\_\_\_

Address: \_\_\_\_\_

\_\_\_\_\_

\_\_\_\_\_

I prefer to pay by ACCESS/BARCLAYCARD (delete one).

Card No: \_\_\_\_\_

Signature: \_\_\_\_\_

Credit Cards valid only if signed by card holder. Address must be the same as card holder.



# SILICON EXPRESS

A RANGE UNE Q' L



**MONITOR**  
**£299**

**MICROVITEC MONITOR**

- \* Specifically designed for the QL
- \* Offers excellent 85 column text performance and outstanding graphics capabilities
- \* Incorporates high contrast medium resolution cathode ray tube
- \* Includes tilt and swivel mechanism

For immediate despatch of goods you can order now by phoning us on Leicester (0533) 374917 quoting your Access card number.

Or fill in and post the coupon - no stamp required - and we will despatch your goods within 14 days

**INSIDER INTERFACE**

- \* Fits snugly into the QL connecting to the microdrive
- \* Incorporates complete Toolkit utility and includes software utility disk
- \* Full microdrive emulation
- \* Fast access times e.g. boot in under 10 seconds
- \* Full two year guarantee

**ORDER FORM**                      **PRICES INCLUDE VAT, POST AND PACKING**

POST TO: Silicon Express Ltd., FREEPOST, Rothley, Leicester LE7 7QZ

Please allow 14 days for delivery of postal orders, telephone orders, immediate despatch

Insider Disk Interface Board @ £113.85

Single 80 track double sided 3 1/2" drive system INCLUDING Insider Board @ £199.00

Dual 80 track double sided 3 1/2" drive system INCLUDING Insider Board @ £270.00

Single 80 track double sided 5 1/4" drive system INCLUDING Insider Board @ £219.00

Dual 80 track double sided 5 1/4" drive system INCLUDING Insider Board @ £299.00

Microvitec 1451 DQ3T colour monitor @ £299.00

Centronics printer interface @ £29.95

NEW 512K QL with 1 Year Warranty @ £325.00

512K Internal Memory Upgrade @ £150.00 \*

512K Insider Memory Board @ £199.00

I enclose cheque/postal order for £ \_\_\_\_\_ made payable to Silicon Express Limited

Name & Address \_\_\_\_\_

\*For internal memory upgrade, please send your QL RECORDED DELIVERY together with your remittance or Access details for £150.00 to Silicon Express Limited, Silicon House, Fowke Street, Rothley, Leicester. LE7 7PJ



**COMPLETE DISK SYSTEM WITH INTERFACE**  
**£199**



ED

### CENTRONICS PRINTER INTERFACE

- \* Connects QL to any centronics compatible printer
- \* Plugs into SER1 or SER2 port and directly into printer
- \* Fully self-contained with 3 metre cable

**CENTRONICS  
PRINTER INTERFACE**  
£29.95

**512K INTERNAL  
MEMORY UPGRADE**  
£150

**INSIDER DISK  
INTERFACE CARD**  
£113.85

### DISK CARD

base of the QL,  
in expansion port  
e ROM - based  
cludes new

ation facility  
g. boots 'Quill'

ee

### 512K INTERNAL MEMORY UPGRADE

- \* Expands the QL's memory from 128K to 512K
- \* Leaves the expansion slot free for other boards
- \* Internally upgraded at our service centre - see address below (NOT FREEPOST)
- \* 7 Day return service
- \* Contact our Sales Desk for further details

512K Insider Memory Board also available


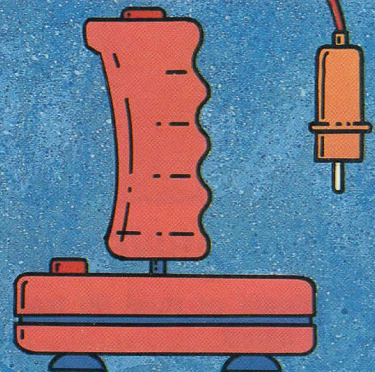








- \* Plugs into the main expansion port
- \* Operates at full speed - no wait states  
£199.00

### DISK DRIVES

- \* 3 1/2" single or dual 80 track double sided
- \* 5 1/4" single or dual 80 track double sided

**DEALER ENQUIRIES WELCOME**

# BITS ON THE SIDE



**A new feature series devoted to QL peripherals.  
This month we begin with printer interfaces and monitors.**

**A line Computer Systems**

**Address:**  
1 Church Lane, Willoughby,  
Waterleys, Leics.  
**Telephone:**  
0533 778724  
**Product:**  
Super Spooler  
**Type:**  
Printer Interface & buffer  
**Description:**  
Internally fitted Epson Serial  
Interface with up to 64K buffered  
memory.  
**Connections:**  
QL-Serial Port  
**Baud Rates:**  
Variable (DIP switches)  
**Price:**  
£61.00 (2K buffer), £173.00 (64K  
buffer)

**Care Electronics**

**Address:**  
Unit 14, Peerglow Industrial Est,  
Old Approach, Tolpits Lane,  
Watford, Herts  
**Telephone:**  
0923 777155  
**Product:**  
Serial to Parallel Convertor  
**Type:**  
Switchable Printer Interface  
**Description:**  
Simple Plug-in-and-go junction  
box type interface incorporating  
switch to vary Baud rates.  
**Baud Rates:**  
75, 300, 600, 1200, 2400, 4800,  
9600  
**Connections:**  
QL-Serial port, Printer-  
Centronics

**Compuser**

**Address:**  
King Herny's Drive, New  
Addington, Croydon, Surrey  
**Telephone:**  
0689 46116  
**Product:**  
Series 700 Monitor  
**Type:**  
14" Medium Resolution Colour  
Monitor  
**Description:**  
Heavy duty colour monitor.  
**Dot Width:**  
0.42mm  
**Resolution:**  
650 x 440  
**Bandwidth:**  
18MHz  
**Signal:**  
RGB  
**Price:**  
£230.00

**CST**

**Address:**  
30 Regent St, CAMBS  
**Telephone:**  
0438 352150  
**Product:**  
Q-PI  
**Type:**  
Printer Interface  
**Description:**  
Adds a Centronics type parallel  
port to the based printer driver  
with facility to memory as a  
buffer.  
**Connections:**  
QL-Main I/O port (64way),  
Printer-Centronics  
**Price:**  
£50.00  
**Product:**  
Q-488  
**Type:**  
IEEE-488 Interface  
**Description:**  
Industry standard interface to  
communicate numerous scientific  
and laboratory on-board driver  
capable of handling connected  
devices.  
**Connection:**  
QL-Main I/O port  
**Price:**  
£227.00

**DDL**

**Address:**  
5 King's Ride Park, Ascot, Berks  
SL5 8BP  
**Telephone:**  
0990 28921  
**Product:**  
Vision QL monitor  
**Type:**  
RGB monitor (12"  
**Description:**  
Sinclair 'badged' colour monitor  
with controls at the front.  
**Price:**  
Contact dealers.

**Miracle Systems**

**Address:**  
Avondale Workshops, Woodland  
Way, Kingswood, Bristol  
**Telephone:**  
0272 603871  
**Product:**  
Centronics Interface  
**Type:**  
Serial to parallel  
**Description:**  
Plug-in-and-go junction box type  
printer interface  
**Baud Rate:**  
9600  
**Connection:**  
QL-Serial port, Printer-  
Centronics

**Price:**  
£29.95

**Opus Supplies**

**Address:**  
158 Camberwell Rd, London SE5  
**Telephone:**  
01 701 8668  
**Product:**  
JVC Colour Monitor (Electrohome  
Hi-res Display)  
**Type:**  
14" Medium Resolution Colour  
Monitor  
**Dot Width:**  
0.41mm  
**Resolution:**  
580 x 470  
**Bandwidth:**  
10MHz  
**Signal:**  
RGB

**Silicon Express**

**Address:**  
Silicon House, Fowke Street,  
Rothley, Leicester LE7 7PJ.  
**Telephone:**  
0533 374917  
**Product:**  
Microvitec CUB 653  
**Type:**  
14" Medium Resolution Colour  
Monitor  
**Dot Width:**  
0.43mm  
**Resolution:**  
653 x 585  
**Bandwidth:**  
18MHz  
**Signal:**  
RGB  
**Product:**  
Centronics printer interface  
**Type:**  
Serial to parallel  
**Description:**  
Plugs into SER1 or SER2.  
Comes with 3m cable.  
**Price:**  
£29.95

**Transform Ltd**

**Address:**  
24 West Oak, Beckenham, Kent  
BR3 2EZ  
**Telephone:**  
01 658 6350  
**Product:**  
Centronics interface  
**Price:**  
£29.95  
**Product:**  
Philips 7502 Monitor  
**Type:**  
Monochrome green screen  
**Price:**  
£86.25

# OF DISKS

**Colin Opie presents a two part  
in depth exposé of disk and  
microdrive storage.**

It has happened to us all at some time. Everything is going smoothly, we've just reached the last line of a 10,000 word masterpiece, carefully saving and overwriting every ten minutes or so and then . . . Tragedy! 'Bad or changed Medium' raises its ugly head. At this point it is immaterial whether we own a shiny new disk drive until, or are still persevering with the Microdrives, the cold sweat still appears as panic sets in. 'Where is our program?' we ask, 'Surely there must be a way of getting it back? Oh please, please, there must be!' Next comes the realisation of the full horror of it all - we've got to start all over again (groan).

If this scenario is alien to you at the moment, then watch out, you're probably well overdue for some similar calamity to occur. However, there is an answer other than sending your QL to instant oblivion with a single blow - sector editing and rebuilding. And that's where this two part series comes in. It's been designed to lead you into the intricacies of file storage formats on both microdrives and disks.

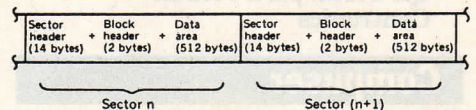
In the first part we look at the theory of how microdrives are formatted, and how files are saved on them. Three machine code extensions to SuperBasic are supplied that will help you to experiment with, patch or save microdrive sectors. Two of them enable reading and writing microdrive sectors directly to and from a single dimension string array. These routines are adapted from a much larger library of utilities and

programs for supporting Microdrive and disk media operations. The full suite is marketed (as a complete package) by Digital Precision, and the two adapted routines are included here (with permission).

The third is a simple display routine that will print a given number in hexadecimal format. This was originally developed for the book *QL Assembly Language Programming*. Some of the technical parts of the text are taken from *QL Interfacing and Hardware*; both books being published by McGraw-Hill (again extracts are included with permission). Finally, we look at a few examples and utility programs related to the recovery of deleted files and files on a corrupted microdrive cartridge.

## Microdrive Format

The microdrive cartridge storage format is extremely uniform and compact. Although the optimum can never be achieved, due to tape splicing and so on, a tape 'FORMAT' operation will create a numbered sequence of good sectors up to a maximum of 256 (see *Figure 1*). Looking at



things a little simplistically, each sector can be thought of as containing three blocks of information:

### 1. A Sector header

The sector header for each sector is recorded once (at FORMAT time), and once only. It is fourteen bytes long and contains the following data:

- \$00 Code \$FF (Identifier byte)**
- \$01 Sector number (0-255)**
- \$02 Ten byte medium title (specified at FORMAT time)**
- \$0C 16-bit random number**

This header is used by QDOS in order to determine if the medium in the drive has been changed. As the data exists at the head of every good sector, the check can be very quick.



ILLUSTRATION BY ROY INGRAM

# AND DRIVES

## 2. A block header

The block header for a sector is written each time a data write operation is performed on that sector. It is two bytes long and contains the 'File number' (0-255) and the 'Block number' (0-255) associated with the data stored in the sector. As an aside, the QDOS routines that enable us to read and write sector data also manipulate the block header data. Data and block headers are inseparable in this respect.

## 3. A data area

Each sector created on a tape cartridge is capable of storing 512 bytes of data. When reading a sector of data the appropriate QDOS routine will also return the file and block number associated with that sector. Conversely, when writing a sector of data the appropriate QDOS routine needs to know what file and block number are to be associated with that data.

There are three main ways in which the data in a sector is organised, depending on whether the sector in question is the 'mapping' sector, a sector containing directory data, or just a simple data sector. Files are also stored with their own header data that is related to the corresponding directory entry. These structures are vital to our 'inside' handling of the tapes, so we will look at these next.

Any file that is to be stored on a tape must be stored in physical sectors. So, the system splits the file into 512 byte blocks and writes each block, or part block in the case of the last one, into a free sector. Each file saved is given a number that is used as an index into the directory. Initially, saved files are allocated numbers from unity upwards (ie, 1, 2, 3, ...). If three sectors are required to be saved (for example, file number six), at the end of the operation there would be three sectors with block headers of <6,0> <6,1> and <6,2>.

The directory of a cartridge is handled by QDOS in the same way as a user file. The only difference is that, normally, only QDOS has access to this file.

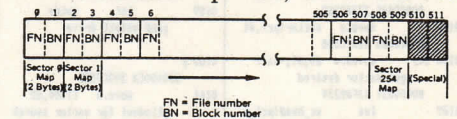
All files are stored with a 64 byte header that contains essential pertinent data about that file:

- \$00** 32-bit integer holding file length (bytes). The file length includes the header.
- \$04** File access key byte.
- \$05** File type byte.
- \$06** File information (8 bytes).
- \$0E** 16-bit integer holding file name length.
- \$10** File name (ASCII). Max 36 bytes.
- \$34-** (Reserved).

The file access byte is normally set to zero. The file type code is zero for data files or SuperBasic programs, or unity for executable programs. In this latter case the first four bytes of the file information field contain the default size of the data space for that program. Note that the existence of this header means that only 440 bytes of the actual file can be stored in the first sector block (block 0). Any subsequent blocks can contain a full 512 bytes.

## The Mapping Sector

Sector zero is special, and is called



the 'mapping' sector. It maps logical file storage onto physical sectors. Sector zero is split up into 256 two byte entries. The first two bytes contain the file and block number of sector zero (see Figure 2). The next two bytes contain the file and block number of sector 1, and so on. Because there can never be 256 good sectors, the last two bytes of sector zero are used by the system for other purposes. In practice we need not concern ourselves with these last few bytes. We already know that user files are saved with numbers rang-

### LISTING 4

```

Microdrive Sector Handlers
McGraw-Hill (UK) 68000 Assembler v2.0
0001 4h Microdrive Sector Handlers

0002 ;

0003 ; a) SuperBASIC extensions to r
read/write Microdrive

0004 ; sectors:

0005 ;

0006 ; GET_MSEC d1,s1,buffer - rea
d sector 's', drive 'd', into buffer

0007 ; PUT_MSEC d1,s1,buffer - wri
te sector 's', drive 'd', from buffe
r

0008 ;

0009 ; In both cases, 's1' and 'd1'
are integers and 'buffer' is a

0010 ; 514 byte array. 'd1' may be
1 or 2. 's1' may range from 0

0011 ; to 255. Last 2 bytes of array
hold the data for the 'block'

0012 ; and 'file' numbers for a sect
or. These are returned on a

0013 ; sector read, and used for the
sector header on writes.

0014 ;

0015 ; b) Also included in this pack
to speed up printing of hexadecimal

0016 ; numbers:

0017 ;

0018 ; c# = NHEX#(n,value) - retu
rn 'n' digit hex string for 'value'

0019 ;

0020 ; Note that this is not needed
for Microdrive operations. It is

0021 ; simply an extension to help i
n displaying results.

0022 ;

0023 ; Copyright (c) 1985 Vida Rebus

0026 4h Constants

0027 ;

0028 ; General

0029 ;
FFFFFFFFC =
0030 err_or = -4
FFFFFFFFA =
0031 err_no = -6
FFFFFFFFF =
0032 err_bp = -15
00000000 =
0033 at_inf = 0
0000000E =
0034 sd_cure = 4E
0000000F =
0035 sd_curs = 4F
00000013 =
0036 at_rclk = 13
00000028 =
0037 bv_vbas = 28
00000035 =
0038 sv_pcnt = 35
00000058 =
0039 bv_rip = 58
000000FE =
0040 cn_itohl = 4FE
00000110 =

0041 bp_init = #110
00000112 =
0042 ca_gtint = #112
00000118 =
0043 ca_gtlin = #118
00000124 =
0044 ad_read = #124
00000126 =
0045 ad_write = #126
0000012A =
0046 ad_sectr = #12A
0049 ; Specific to microdrive operat
ions

0050 ;
00000001 =
0051 pc_selc = 1 ;microd
rive select clock bit

00000002 =
0052 pc_desel = 2 ;de-sel
ect bit

00000003 =
0053 pc_selc = 3 ;select
bit

00000004 =
0054 pc_serb = 4 ;0 = se
rial I/O

0000208B =
0055 serdl = 8331 ;RS232
serial mode delay

00000080 =
0056 pc_sasit = #80 ;transm
it mask

000000A0 =
0057 sv_tmode = #A0 ;transm
it mode byte

000000A6 =
0058 sv_timo = #A6 ;timeou
t for transmit mode switching

000000E7 =
0059 pc_notad = #E7 ;all bi
ts mask except mode control

000000EE =
0060 sv_adrun = #EE ;microd
rive running flag

0061 ;
FFFFFFFFE2 =
0062 pc_tctrl = -#1E ;transm
it control offset from
00018020

0063 ad_ctrl = #18020 ;microd
rive control register

0064 4h Initialization

0067 ;

0068 ;
00000000 =
0069 org 0

0070 ;
00000000 43FA000C
0071 ;
0072 sectras lea prc_def(pc,a
1 ;link in extensions
00000004 34780110
0073 ;
00000008 4E92
0074 ;
0000000A 7000
0075 ;
0000000C 4E75
0076 ;
0000000E 0003
0077 ;
00000012 084745545F4D534543
0078 ;
00000014 8 ;'GET_MSEC'
0079 ;
00000016 009C
0080 ;
00000018 21 ;defw putsec-21

```



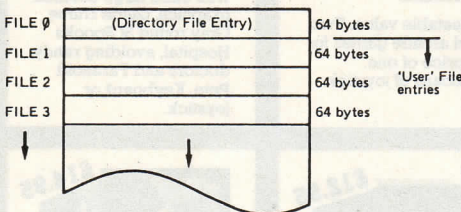
ing from unity upwards. There are some other 'files' that the system knows about and which will be found on viewing the mapping sector.

- \$00 — The directory file.
- \$F8 — The mapping file (ie. sector 0, 1 block long!!)
- \$FC — The block is pending a delete operation, you should never see this at this level.
- \$FD — The block (sector) is unused.
- \$FE — The block (sector) is bad.
- \$FF — The block (sector) does not exist.

Note that this explains the two messages the QL produces on formatting a cartridge and then immediately doing a directory operation on it. When a cartridge is formatted a message of the form '202/206 sectors' appears. This means that 206 sectors could be created and 202 of them were verified as being good ones. If a directory is requested, the medium's title is given followed by (in this case) '200/202 sectors'. This means that out of the 202 good sectors that exist, 200 of them are left for our use (ie. 100kbytes of storage). The reason why we are 2 down before even starting is because the directory file (file 0) always exists and starts off just one block/sector long, and the mapping sector (file \$F8) always exists and is always just one block long.

## The Directory File

QDOS creates and maintains a directory file on each cartridge. It has a file header the same as any other file. Every time a new file is saved, an entry is made in the directory file. If the directory file runs out of space in its current block, another sector will be allocated if possible, or a 'directory full' message will appear. Each new entry in the directory file is in fact the 64 byte file header that is also stored at the beginning of each file (Figure 3). The important point is that file numbers (below \$F8) are an index into the directory file.



The position of the directory entry for any file is given as:

file\_number \* 64. Now you can see why the 'internal' directory file is file zero. The position in the directory file of the entry for the directory file is '0 \* 64 = 0'. That is, at the very beginning. We know that at the beginning of every file there is a file header that has the same form as the directory

entry. In the case of the directory file it is simply that the file header and the directory entry are one and the same bit of stored data (if that doesn't 'shiver yer timbers' then nothing will!).

## SuperBasic Extensions

There are three extensions to the SuperBasic language, the assembler source and object listing being shown in Figure 4. Their use is explained at the top of the source listing. Assuming you have an Assembler, simply create a copy of the source file, assemble it, and create a code file on

MDV1\_ called 'MDRIVE\_CODE'. The following short program is then used to extend SuperBasic whenever you need to.

- 10 base=RESPR(900)
- 20 LBYTES mdv1\_mdrive\_code,base
- 30 CALL base

If you don't have an Assembler (or you do but you prefer to use a known working copy) then all the necessary files and programs in this article can be obtained by using the QL User 'Microdrive Exchange'.

These extensions, together with the theory presented above, enable

### LISTING 5

```

115 DIM sz$(514),bf$(514),de$(514),m
    $(256)
120 bf=0:de=0: fno=0:dptr=0
125 CLS:PRINT 'File recovery program
'
130 PRINT'Cartridge must be in MDV1_
'\'
135 INPUT'Name of file to recover? '
;f$
140 GET_MSEC 1,0,sz$: fno=dir_entry
145 IF NOT(fno)
150 PRINT'Cannot find ';f$: STOP
155 ELSE
160 PRINT'Was file number ';fno
165 END IF
170 scan_drive(fno)
175 update_dir: update_map
180 PRINT'All okay - recovered <';f$
; '>'
185 STOP
190 :
195 DEFine FuNction dir_entry
200 LOCAL blk,m,ptr,found: blk=0
205 de=find_dblk(blk)
210 IF de
215 GET_MSEC 1,de,de$: found=0
220 FOR m=0 TO 7
225 ptr=m*64+16+1
230 IF de$(ptr TO ptr+LEN(f$)-
1)=f$
235 found=1:EXIT m
240 END IF
245 END FOR m
250 IF found
255 RETURN blk*8+m
260 ELSE
265 blk=blk+1: GO TO 205
270 END IF
275 ELSE
280 RETURN 0
285 END IF
290 END DEFine
295 :
300 DEFine FuNction find_dblk(bn)
305 LOCAL m
310 FOR m=1 TO 511 STEP 2
315 IF sz$(m)=CHR$(0)
320 IF sz$(m+1)=CHR$(bn)
325 RETURN (m-1)/2:END DEFi

```

```

ne
330 END IF
335 END IF
340 END FOR m
345 RETURN 0
350 END DEFine
355 :
360 DEFine PROCedure scan_drive(fnum
)
365 LOCAL m,sct,c,base
370 FOR m=1 TO 256: m$(m)=CHR$(0)
375 FOR sct=1 TO 254
380 PRINT 'Scanning sector ';sct
385 IF sz$(sct*2+1)=CHR$(253)
390 GET_MSEC 1,sct,bf$
395 IF bf$(514)=CHR$(fnum)
400 c=CODE(bf$(513))
405 m$(sct+1)=CHR$(c+1)
410 IF c=0: base=sct: END IF
415 PRINT' - found block '
c
420 END IF
425 END IF
430 END FOR sct
435 GET_MSEC 1,base,bf$
440 END DEFine
445 :
450 DEFine PROCedure update_dir
455 dptr=1+((fno MOD 8)*64)
460 de$(dptr TO dptr+15)=bf$(1 TO 16
)
465 PRINT'Updating directory file'
470 PUT_MSEC 1,de,de$
475 END DEFine
480 :
485 DEFine PROCedure update_map
490 LOCAL lp
495 FOR lp=1 TO 256
500 IF (m$(lp)<>CHR$(0))
505 sz$(lp*2-1)=CHR$(fno)
510 sz$(lp*2)=CHR$(CODE(m$(lp)
)-1)
515 END IF
520 END FOR lp
525 PRINT'Updating mapping sector'
530 PUT_MSEC 1,0,sz$
535 END DEFine

```

us to start having some fun (if that is what you call trying to recover one of your precious files!). Perhaps the most straightforward example is that of recovering a deleted file.

## Instant Restoration

Fortunately for us, QDOS performs few changes to a cartridge when a file is deleted. The main point to remember is that we can only successfully restore one or more deleted files to the directory if no file saving has been performed since the delete(s) took place. Clearly, if a file has been saved since a delete, there is no reason to suppose that it would not use up a deleted file's directory entry, and/or some sectors used to store the original file.

First of all, let's think of what happens when a file is saved. A file number is allocated to it, which if multiplied by 64 will provide a pointer to the start of the directory entry in the directory file. Sufficient sectors will have been allocated to store the file and each of these sectors will have been given a block header containing the file number and the relevant block number (from zero onwards).

When a file is deleted the following happens. The first 16 bytes of the directory entry are filled with zeros. This has the important attribute that the file name still exists in the direc-

tory, it's just that the DIR command will fail to see it. Second, the mapping sector entries for the erased file are returned to the pool of free ones by being filled with the data word \$FD00 (ie, file \$FD:empty:block0). These are the only two operations performed. So, as already noted, we still have the name in the directory. Just as importantly, we still have all the saved data sectors for the file intact, together with their stored block headers.

The listing given in *Figure 5* is a SuperBasic program that will recover a deleted file on a microdrive cartridge. First the program sets off to find the specified file name in the directory file. If found, its file number is returned and another procedure 'scan\_drive' is used to scan through all the data sectors collecting sector and block numbers of all sectors relating to that file number. Only 'empty' (ie, empty as far as the mapping file is concerned) sectors are scanned. The process is quite slow, about 25 minutes for an almost empty microdrive, but is obviously quicker the fuller the cartridge is. In any event it is usually quicker than trying to rewrite your work from scratch. The sector scanner returns block zero of the deleted file and the first 16 bytes of this block are then used to update the directory file to its original status.

Last, but far from least, the mapping sector is updated by replacing all the appropriate references to used sectors. It is unlikely that QDOS will have noticed (due to internal buffering) that we have changed the directory, so to see your previously deleted file appear in its full glory simply reset the QL and then perform a directory. Magic, eh?

## Cure For Bad Mediums


This is a bit more tricky. The main problem is trying to sort out what has happened. Is it a totally corrupted mapping sector that is causing the error, or is it a bad file sector somewhere. Note that QDOS normally complains only if it gets a duff sector or, for some reason, the file and block numbers supplied by the mapping sector do not agree with those found in the block header of the corresponding data sector. Let's explore a few avenues.

No matter what else we will try and do, the basis of our recovery attempts is the mapping and use of the individual sectors. If we think that the mapping sector may be OK, the program in *Figure 6* will be fine. This simple program scans the mapping sector for used sectors and lists the entire mapping of a cartridge. If we don't trust the mapping sector (and wish to recreate a suitable 'good' one), the procedure 'scan\_drive' can

### AREA RADAR CONTROLLER

A fascinating game and simulation. Control up to 69 aircraft in a busy air traffic zone which includes 2 airfields and 9

airways. Don't run out of fuel and avoid collisions. Very addictive — highly frustrating. Keyboard only.



Please send me the following products on microdrive cartridge for the QL:

- ..... Area Radar Controller @ £12.95 .....
- ..... Quadimodo @ £12.95 .....
- ..... Space Paranoids @ £12.95 .....
- ..... Night Nurse @ £12.95 .....
- ..... Star Guard/Gal. Invaders @ £14.95 .....
- ..... Blast Buggy @ £12.95 .....
- ..... Paint Master @ £14.95 .....

**TOTAL** .....

**ALL PRICES INCLUDE VAT, POSTAGE & PACKING**

Name .....

Address .....

Please make cheques/postal orders payable to Shadow Games, and send to:

**SHADOW GAMES, 70 Gooseacre, Cheddington, Near Leighton Buzzard, Beds. Tel: 0296 668740**

## SINCLAIR QL SOFTWARE BY



**QUAZIMODO**  
Help our hero rescue Esmerelda. Jump the battlements and avoid the soldiers, rocks, arrows and the mad axeman. 15 screens of brilliant arcade action. Keyboard or joystick.



**STAR GUARD/ GALACTIC INVADERS**  
Unbeatable value. Two good arcade games for the price of one. Keyboard or joystick.



**NIGHT NURSE**  
An arcade adventure with extra large detailed graphics. Guide Nurse Gray round St Spooks Hospital, avoiding randy doctors and Paranoid Pete. Keyboard or joystick.



**SPACE PARANOIDS**  
A fast moving alien zap game with 9 different aliens and 40 different attack waves. Keyboard or joystick.



**BLAST BUGGY**  
Drive your buggy across an alien landscape, jumping the craters and shooting the many aliens which are out to get you. Keyboard or joystick.



**PAINT MASTER**  
A graphics package, demonstration pictures and adventure. Ideal for adding pictures to your own programs. No royalties required.



**LISTING 6**

```

140 prt=0:CLS:PRINT 'Microdrive mapp
er'
150 PRINT'Cartridge must be in MDV1_
'\
160 INPUT 'Copy to printer (y/n)? ';
r$
170 IF r$(<'y':GD TO 220:ELSE :prt=1
180 INPUT 'Printer channel spec.? '
;r$
190 IF r$(1 TO 3)<>'ser':GD TO 210
200 INPUT 'Baud Rate? ';r: BAUD r
210 OPEN#3,r$
220 scan_drive(prt)
230 PRINT'Finished.'
240 IF prt=1:PRINT#3,'Finished.':CLO
SE#3
250 STOP
260 :
270 DEFine PROCEDURE scan_drive(p)
280 LOCAL sct,c: DIM sz$(514),bf$(51
4)
290 GET_MSEC 1,0,sz$
300 FOR sct=1 TO 254
310 PRINT'Sector ';sct;TO 12; -
';
320 IF prt=1
330 PRINT#3,'Sector ';sct;TO 12;
-';
340 END IF
350 c=CODE(sz$(sct#2+1))
360 SElect ON c
370 =0:PRINT'directory file'
380 IF prt=1:PRINT#3,'directory
file'
390 =253:PRINT'empty'
400 IF prt=1:PRINT#3,'empty'
410 =254:PRINT'bad sector'
420 IF prt=1:PRINT#3,'bad sector
'
430 =255:PRINT'<null>'
440 IF prt=1:PRINT#3,'null'
450 =REMAINDER :
460 GET_MSEC 1,sct,bf$
470 PRINT'file ';CODE(bf$(514));
480 PRINT' block ';CODE(bf$(513
))
490 IF prt=1
500 PRINT#3,'file ';CODE(bf$(51
4));
510 PRINT#3,' block ';CODE(bf$
(513))
520 END IF
530 END SElect
540 END FOR sct
550 END DEFine

```

be changed so that all sectors are scanned.

Once we have the mapping of the cartridge we can check that the block numbers for any one file are contiguous. If not, the missing ones are almost certainly corrupt sectors. Either way, our recovery attempt is reasonably straightforward. We will now know which sectors hold which files and also the appropriate order of the sectors to read (ie, the order is by block number). We could now write a simple program to open up a channel on another 'good' device, read the appropriate order of sectors from the bad cartridge, and write the sector data to the output channel. We must remember two things here. First, the output channel will not require the 64 byte header from our block zero. Second, we must only write the data to the output channel, that is, the first 512 bytes of our buffer array.

Clearly if we had missing blocks in a sector sequence for a file, we had better skip those sectors when transferring our data to another medium. The point about our recovery attempt under these circumstances is that we want to get back as much as we can! If it really was the mapping sector that went west, we ought to still be able to recover all of our original files.

**Next Month we'll turn our attention to the slightly trickier medium of floppy disks.**

**FOR THOSE 'GREAT' MICRODEAL GAMES**

**JOYSTICKS & INTERFACES**

**QL**



**INTERFACES Only £4.75**  
Allows any ATARI or COMMODORE Joystick to plug into the QL

**QUICKSHOT II Joystick £9.95** For above interface  
**SPECIAL OFFER both the above £12.95**

Order Form by POST or PHONE 0726 68020 with your Credit Card No.



Please send me

QL INTERFACE £4.75   
QUICKSHOT II £9.95   
SPECIAL OFFER £12.95

Add 75p Post & Packing

Name \_\_\_\_\_ Address \_\_\_\_\_ Postcode \_\_\_\_\_

**MICROPOST** 41 Truro Rd. St. Austell, Cornwall PL25 5JE QL11/86

### QL SOFTWARE

#### MAILING LIST £14.95p

This program will allow you to quickly store and retrieve names and addresses from within ARCHIVE. Features include single key functions, prints address labels, exports files to Quill for mailing list; also compatible with our stock-control file.

#### STOCK CONTROL £14.95p

Keeps a complete record of all your stock items including retail price, trade price, minimum order level, items on order and many other features.

#### QL APPOINTMENT/DIARY £24.95p

Records appointments dates and times, can be used as diary dentist, doctors, hairdressers, service engineers. Program allows 26 users with up to 40 appointments per day. Features include search for day, search for next spare time, search for client's appointment, print out all day appointments and many others.

#### QSPELL £19.95p

Spelling checker for Quill supplied with 25000 words, checks an A4 page in 24 secs, users dictionary and auto learns words.

#### PAYROLL £63.25p

Calculates weekly, monthly or 4 weekly payroll full tax calculations, coin analysis and payment rounding.

#### INTEGRATED ACCOUNTS £89.95p

This new program from Sinclair will allow you to produce full profit and loss account.

#### ARCHIVE

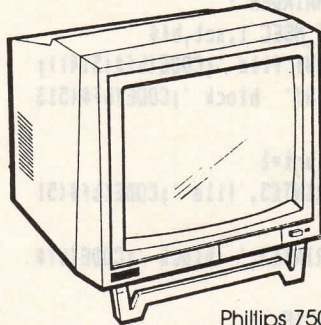
Our team of programmers are able to write programs to your requirements, phone for further details.

### PRINTERS

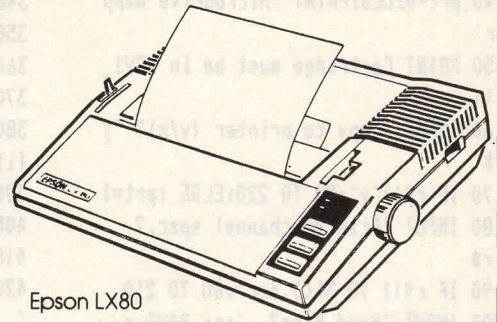
	Ex VAT	Inc VAT
<b>DOT MATRIX</b>		
Brother M1009	163.00	187.45
Epson LX80	199.00	228.85
Taxan Kaga	250.00	287.50
<b>DAISY WHEEL</b>		
Smith Corona TP1	181.00	208.15
Brother HR15	349.44	401.85

### ACCESSORIES

	26.04	29.95
Centronics interface	26.04	29.95
RS 232 lead	10.00	11.50
Monochrome monitor lead	5.00	5.75
M1009 tractor feed	13.20	15.18
LX tractor feed	18.00	20.70
Microdrive cartridges	1.73	1.99
10 x 3 1/2" disc	26.08	30.00



Philips 7502



Epson LX80

### DISC-DRIVES

	Ex VAT	Inc VAT
Technology Research		
delta interface	112.60	129.00
Delta interface with 64k ram	173.04	199.00
Delta interface with 128k ram	216.52	249.00
Single 3 1/2" 720k disc drive	97.41	112.00
Dual 2 1/2" 1440k disc drives	185.42	213.00

### MONITORS

Phillips 7502 Green		
monochrome monitor	75.00	86.25
QL Vision colour monitor	215.00	247.25

Please add £5.75p for delivery of printers and monitors.

**48 hour mail order service!**



**TRANSFORM LTD (Dept. QL) 01-658 6350**  
 24, West Oak, Beckenham, Kent BR3 2EZ



### INVESTORS!

Track your shares with  
**"STOCKMARKET MANAGER"**  
 from Portfolio Software

**PORTFOLIO SOFTWARE**

New, Improved Version! Facilities include:

- Simple entry of purchases, sales, prices etc.
- Portfolio valuation - analysed by investment type.  
 - comparison of performance against market.
- Calculation of % return on each investment.
- Assessment of CGT liability.
- Handles all investment types, including Traded Options.

Order now at special price of **£34.95 incl. p&p**

### ARE YOU SURE YOU'RE INSURED?

Get the best value in house insurance with this new product from Portfolio Software **"INSURANCE MANAGER"**. Facilities include:

- Quantify total contents value by risk category.
- Database of key insured items, incl. details of purchase, serial number, insured value etc.
- Evaluate best quotation from competing companies.

Special introductory price of **£24.95 incl. p&p**

**PORTFOLIO SOFTWARE -**  
**THINKING SOFTWARE FOR PRACTICAL USERS**

Orders/cheques to PORTFOLIO SOFTWARE, PO BOX 15, LONDON SW11 5RP

Please send: "STOCKMARKET MANAGER" @ £34.95 incl.  No. of copies  
 "STOCKMARKET MANAGER" Information Sheet   
 (Enclose large SAE)  
 "INSURANCE MANAGER" @ £24.95 incl.   
 "INSURANCE MANAGER" Information Sheet   
 (Enclose large SAE)

Overseas mail add £2.50 Europe; £5.00 elsewhere

Name: .....

Address: .....

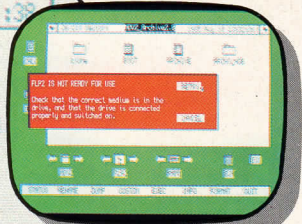
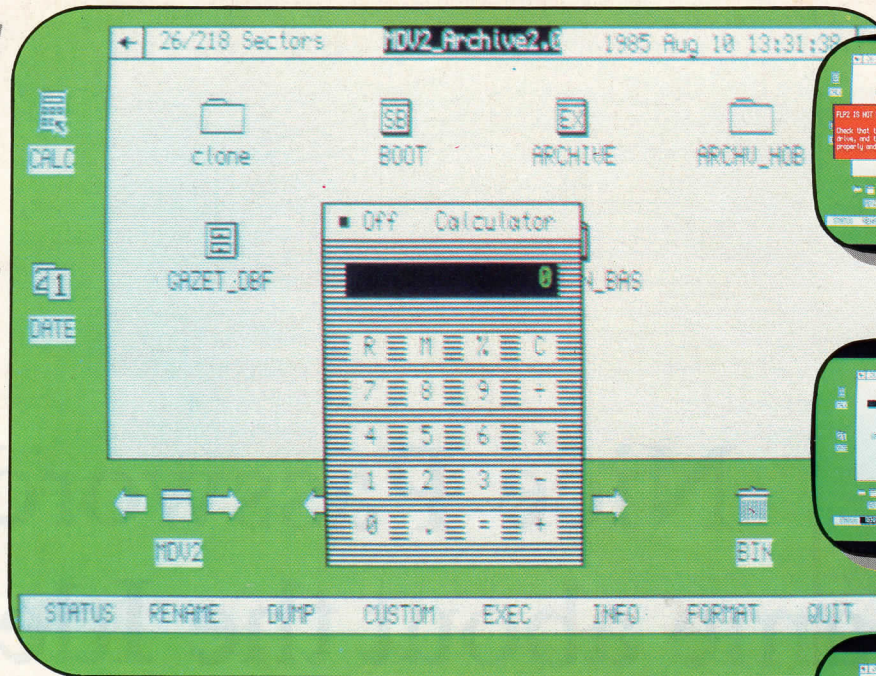
..... QLU 1/86

### ADVERTISERS INDEX

CLASSIFIED	54, 57, 62
CARE ELECTRONICS	20
CUMANA	50
DIGITAL PRECISION	4
EIDERSOFT	IFC, 43, 55
FARMINTEL	OBC
FLITE SOFTWARE	22
FOUR SYSTEMS	46
GEMINI MARKETING	IBC
METACOMCO	7
MIRACLE SYSTEMS	22
MICRODEAL	23, 41
MICRONET	44, 45 & 48
PORTFOLIO SOFTWARE	42
PCML	21
PRINTERLAND	30
Q JUMP	30
REALTIME SOFTWARE	19
SHADOW GAMES	40
SILICON EXPRESS	10, 32-33
STRONG COMPUTER SYSTEMS	56
TALENT	20
TRANSFORM	6, 22, 42
VIGLEN	31

CONTROLLED

ENVIRONMENT



Intelligent error messages



Multitasking clock full range of QDOS functions



Folders allow action on multiple files



Multi-task a number of programs (memory permitting) using CHOice tasking software with mailmerge

Pop up calculator and calendar RAM disks and full range of QDOS functions



## ICE is a Fully Icon Based Desktop Manager and Front End for QDOS

ICE makes all of the day to day tedious computer housekeeping (eg. deleting and copying files) you need to do simplicity itself. By using pictures (Icons) to represent the functions you want and the files on your disk or microdrive, all you have to do is point and click, instead of typing reams of mysterious commands. ICE is extremely powerful and can take action on many files at the same time, saving you hours each week! ICE gives you an inbuilt multitasking clock, calendar and calculator for up to the minute efficiency.

ICE also includes the powerful CHOice tasking software that allows you to run several programs simultaneously!


ICE comes on EPROM cartridge that plugs into the cartridge ROM port at the rear of the QL.

- ICE uses next to no user RAM!
- ICE is always available to the user instantly no need to load from microdrive or disk
- ICE is fully compatible with the Psion™ applications and most QL commercial software
- ICE is fully compatible with Superbasic programs and can be called from Superbasic
- ICE is fully compatible with microdrives, disk drives and RAM disks
- ICE can be used in conjunction with the cursor keys, a joystick or a mouse
- ICE is multitasking!
- ICE is only £49.95.

Designed by John Knight Publicity Ltd, London.



**QSPELL**  
Qspell is a proof reader and spelling checker for QUILL™ with many advanced features.  
★ 26000 word dictionary including 1000 user words.  
★ Create your own dictionary  
★ Multitasking Quill Editor.



★ Puzzle section allows you to solve crosswords, anagrams and puzzles  
★ Features fast machine code sort routines  
★ Fully Menu Driven with Help files  
Amazing Value at **£19.95**



**QL JOYSTICKS**  
Ideal for ICE or QL Games and Graphics programs  
**£2 Discount** if purchased with program  
**QL SURESHOT** Fully Micro switched. Now only **£19.95**  
**QL QUICKSHOT** Ideal for Games **£13.95**

**ARCHIVER £18.95**  
Archiver is a collection of business programs for Psion ARCHIVE™.  
★ Invoicing ★ Stock Control  
★ Mailing ★ Appointments  
Archiver lets you use the real power of the Archive Database  
You may change the Archiver programs to your own taste easily  
Archiver comes with a 48 page user and technical manual. Monitor mode only.  
Please write or telephone for full details  
**NOW WITH MAILMERGE**



★ **QL ARCHIVE BOOK**  
by Ian Muarry (356 pages)  
Archive made simple! An ideal companion text to ARCHIVER Only **£14.95** from Eidersoft



**ZAPPER 68008 Arcade Action**  
Zap your way through scores of aliens in this multi-level 100% machine code QL arcade game  
TV/Monitor Cursor/Joystick **£10.95**  
★ NOW WITH EAGLE DESCENDER STYLE ARCADE ACTION

**CREDIT CARDS 0708 852647 8am - 8pm**  
EIDERSOFT THE OFFICE, HALL FARM, NORTH OCKENDON, UPMINSTER, ESSEX RM14 3QH.  
Please supply the following items:-

ICE @ £49.95 each.....  
GSPELL @ £19.95 each.....  
ZAPPER @ £10.95 each.....  
ARCHIVER @ £18.95 each.....  
QL SURESHOT JOYSTICK @ £19.95 each.....  
QL QUICKSHOT JOYSTICK @ £13.95 each.....

Postcode .....

Name .....

Address .....

tick if you require disk drive system information  
 tick if you require ARCHIVER information

I enclose a cheque/PO card no. for £ .....

**EIDERSOFT 0708 852647 Telex 8951807**  
Trade Enquiries Welcome  
Psion, Quill and Archiver are trademarks of Psion Ltd.

# Nice Password. Shame about the Identity.

It's a unique combination.

Your Special Identity Number and Personal Password. The valuable key to huge databases teeming with activity, set on our Mainframes across the nation.

On Micronet 800, you're a valued individual, adding your own special flavour and personality to the database.

Take our exciting new "Gallery". You control your personal screens for all to see. The intriguing "Chatline" public conversation service gives you freedom to express your views and meet some remarkable people.

All part of a tremendous Communications section that networks you to 60,000 Micronet and Prestel users across the country. Try Tele-shopping, or interview celebrities live on "Celebrity Chatline" every Wednesday night.

And there's FREE (& instant) National Electronic Mail, plus International Telex, and the Contact and SwapShop bulletin boards.

Get computer news first on Micronet's daily (and controversial)

"Newsflashes" and read up on the latest reviews and courses. Feast from our regularly changing menu of programs to download straight into your micro - absolutely free.

You also get access to Educational Computing's "School Link" and Prestel's huge 300,000 page database, including world news, business & share bulletins and optional homebanking. For only £16.50 per quarter, that's less than the price of a daily paper!

Micronet is unique amongst networks and bulletin boards as it keeps your phone costs very low with

special local\* rate calls whenever you connect up - that's around 40p for a whole hours entertainment each evening.

The only accessory you need is a Modem, to get the best value for money around in micro communications.

Fill in the coupon for the full facts and send to Micronet 800, 8 Herbal Hill, London EC1R 5EJ. But be warned, Micronet 800 is a 'living' service with ever-expanding features. So maybe you'd be better to call in at your local Micronet 800 Action Station. There are thousands of Micronetters waiting to meet you!



To: MICRONET 800, Durrant House, 8 Herbal Hill, London EC1R 5EJ. Telephone 01-278 3143.  
Please send me the full facts about Micronet 800.

Name \_\_\_\_\_

Make/Model of Micro \_\_\_\_\_

Address \_\_\_\_\_


\_\_\_\_\_

\_\_\_\_\_

Telephone \_\_\_\_\_

QLU1/86

\* For 98% of telephone users.  
Prestel is a trademark of British Telecommunications plc.  
On Prestel




**JOIN THE  
NEW QL  
SOFTWARE  
CLUB**


Prices inc. VAT & next day delivery

# Now, you can build a QL system with sinclair peripherals from 4 Systems

**BUILT IN TRACTOR FEED AND  
AUTO PAPER FEED**



The optimum partner for business & personal use. 100 cps (draft)/20 cps (NLQ). New technology Letter Quality, QL matching with RS232 interface & cable.



Monochrome Green £95

**£259**

**Q-MOD**

**Q-CALL**

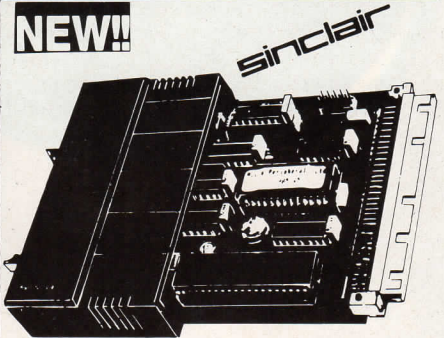
**Q-CONNECT**

**Tandata COMPLETE** FREE PRESTEL SUBSCRIPTION  
**£179**



Dual 2X720K 3.5" with Interface, Power & Software.

complete  
**£399**



D, Density Disk Interface **£110**

D/Drive 1 3.5" + PSU **£175**

4 Systems, 68 Foxwood Close, Feltham, Middlesex TW13 7DL

01-844 1399

Item Price Total

Name £

## NOW BUY ANY QL SOFTWARE

and you are a free member in

## CLUB 4 SOFTWARE

you get:

- A free "Cartridge Tidy Box" (size 12) with every purchase
- Priority delivery on new QL releases
- Lowest QL software prices and fast delivery
- Special discounts on QL hardware
- Blank Sinclair cartridges at £1.50 each
- No minimum purchase requirements
- Link free 800 Tel. & Freephone (members only)

## CLUB 4 SOFTWARE EXCLUSIVELY QL



**SPECIAL**  
10 Cartridges  
in Tidy box

**£21.90**

**£36.90**

No. 1 Cartridge Tidy System in Britain  
The only storage box which Interlock horizontally & vertically - Saves Desk Space

20 Cartridges in Tidy box

CASH TRADER	£64
DECISION MAKER	£36
PROJECT PLANNER	£36
ENTREPRENEUR	£36
QL HOME FINANCE (BUZZ)	£24
TYPING TUTOR	£20
EIDERSOFT ARCHIVER	£17
INTEGRATED ACCOUNTS	£80
Quazimodo @	£12
Space Paranoids @	£12
Night Nurse @	£12
Galactic Invaders Star Guard @	£14

LANGUAGES	
METACOMCO ASSEMBLER	£36
METACOMCO BCPL	£54
METACOMCO LISP	£74
METACOMCO PASCAL	£79
MONITOR DISSEMBLER	£18
QL TOOLKIT	£22
FORTH	£36
DIGITAL BASIC COMPILER	£57
METACOMCO 'C'	£95
CARTRIDGE DOCTOR	£15

Add £1.00 (p&p) each.

NEW Cartridges	
are available at a new low price of £1.50 inc VAT	
THE PAWN	£19
FLIGHT	£19
CRAZY PAINTER	£10
ICE	£45
METEOR STORM	£11
BOTTY	£9.90
EXEC ADVENTURE	£12
L.B.O	£19
BJ CAVERY 2	£12
SPOOK	£12
PSION QDRAW	£15

QL-CAVERN	£13
MICRODEAL HOPPER	£13
MICRODEAL CUTHBERT IN SPACE	£13
PSION MATCH POINT	£15
HYPODRIVE	£15
MICRODEAL LANDS OF HAVOC	£16
PSION CHESS	£17
TALENT WEST	£15
TALENT ZKUL	£15
TALENT GRAPHIQL	£32
QL SPRITE GENERATOR	£22
QL SUPER BACKGAMMON	£14
EIDERSOFT ZAPPER	£11
EIDERSOFT QLART	£15
COSMO	£15
AREA RADAR CONTROLLER	£12

NEW	
JAB	£14
STAR FIGHT	£14
DESTRUCTOR	£14
SUPER ASTROLOGER	£24
SUPER ARCADIA	£15
SUPER FORTH + REVERSI	£29
MASTER BLASTER	£9
KNIGHT FLIGHT	£13
OSPELL	£19
QL REVERSI	£12
SQUADRON	£15
BLAST BUGGY	£12

No body gives YOUR QL more than 4 Systems

# BOOKMARKS

Nicky Trevett reviews selected books for the QL and computing in general.

Books about the QL computer, and indeed all Sinclair micros, already abound, but books about the man behind the home computer revolution are few and far between. Rodney Dale attempts to redress the balance with his *The Sinclair Story*, published by Gerald Duckworth & Co at £9.95.

It is a rare compliment to find yourself the subject of a biography in your own lifetime, and certainly Sir Clive should find little to distress him in this friendly, admiring (but not blinkered) look at his life and inventions.

After the first chapter, dealing with family, childhood and early activities like editing *Practical Wireless*, the narrative moves on to the setting up of the first company, Sinclair Radionics, and starts to gather pace. It makes truly fascinating reading, filling in the gaps in a story that most of us thought we already knew.

Here is the history of Sinclair hi-fi, the rise and fall of the pocket calculator, the miniature television, and of course the microcomputers. As episode follows episode, Sir Clive himself tends to fade into the background and attention is focussed on the companies and the progress of the often shaky but always spectacular and innovative projects.

It is entertaining and immensely readable, and whatever you might think about the Black Watch disaster or the unreliability of the calculators, you emerge at the end (as the author intends) with no doubt at all that in his own way, the ever-optimistic Sir Clive is a genius, if sometimes a rather tragic

genius. And the ending is, inevitably, shadowed by the failure of the C5 and the financial troubles besetting Sinclair Research.

The 68000 chip has undoubtedly seized the imagination of assembly language programmers, for here is yet another book especially for them.

*68000 Machine Code Programming* by David Barrow is published by Collins at £12.95, and aims to impart just about everything the assembly language programmer needs to know about the 68000 family, including the "massive" 68020.

The book is loosely divided into four parts. There's a section dealing with the internal architecture of the processors, a large chapter devoted to assembly language programming in a general way, which includes some useful hints, and two chapters looking at instructions and addressing modes. Several routines are provided in the course of this part of the book which should also prove handy.

The last section, comprising well over half the book, is the reference section, tables of registers, instructions and so on.


It's a serious treatment of a highly technical subject, and certainly not for newcomers to machine code. But it's competent and as comprehensive as a book of this size (230 pages) can be, and particularly useful for anyone wanting to upgrade their programming from the earlier chips to the 68020.

The C programming language has deservedly established itself as a fashion, and next is a book that aims to teach you all about it. *C Primer Plus* by Mitchell Waite, Stephen Prata and Donald Martin, published by Pitman Publishing and costing (take a deep breath) £18.50, looks and sounds dauntingly like a text book. It is also large and very heavy. But don't let this put you off; it claims as early as the front cover to be a "user friendly guide" to C, and it is.

The emphasis throughout is on experimentation and practice. Some, but not very

much, programming experience is assumed. The Plus, say the authors, comes in the question and answer sections at the end of each section, the breadth of the topics covered, the fact that a look at Unix is included, and the cartoons.

For a primer, it covers impressive ground, from What is C? to using advanced structures, taking in data, operators, I/O functions, loops,



arrays and pointers on the way. There are also several appendices, dealing with keywords, C operators, data types, program flow control and more.

The book advises that you'll need access to a computer with a C compiler to make best use of it.

There are several good books on C available, but I particularly liked this one for its enthusiasm and ability to engage the interest of the reader. It is easy to read, and therefore easy to learn from, with a light touch and characters like Ichabod Bodie Marfoote infesting the text to keep you smiling. Expensive, but recommended.

And now, just for a change, a look at three recently introduced computer dictionaries jostling for space on your shelf.

*The Penguin Dictionary of Computers*, by Anthony Chandor and priced at £3.95, is on its third edition and has been updated, it says, to take into account such developments as the rise of personal computers. Sphere's *Dictionary of Computing* costs £4.95 and was published in 1983; reviewed here is the first


paperback version, which, ominously, does not seem to have been updated since the book first appeared in 1983. The third offering is also the smallest, the tiny pocket *Microelectronics Dictionary* by Malcolm Plant, published by Longman at £1.50.

The Penguin Dictionary, as might be expected from such an illustrious stable, is well researched and written, and pleasant to use. It's suitable for both business and home use — 'joystick' is in there, and 'spreadsheet', although it hasn't heard of integrated software, which won't please Psion.

It's certainly better than Sphere's effort, which, to do it justice, is aimed more at academics and industrial users. It adopts a much more technical approach to its definitions, is not so clearly presented, and doesn't know about such things as joysticks and spreadsheets.


Neither dictionary could be said to be written with QL users in mind — you won't find 'microdrive' in either of them, for example.

The baby of the trio turned out to be a surprise. *Microelectronics Dictionary* covers "the science and technology of microelectronics", including space research, medicine, telecomms, computers and consumer products, but still finds room for items missing



from the two bigger dictionaries — 'dongle', for example, 'sprite graphics', even 'microdrive', at last!

Its definitions of basic computing terms tend to be less deep but also more immediately comprehensible than the opposition, and all in all, it represents good value for money.







# PUZZLE PAGE

## Another teasing computer problem from Marcus Jeffery, our resident problem poser and technical author.

This month's prize problem will really get you thinking. Don't rush into anything! The solution might take you less than an hour, or could keep your micros whirring into the middle of next week, possibly next year!

A lecturer first introduced me to this problem, though in a slightly different form. You simply have to generate the series of numbers which have the form:

$$3^{i+j} \text{ where: } i \geq 0 \text{ and } j \geq 0$$

Easy isn't it? The expansion of  $3^i$  will look like:

1, 3, 9, 27, 81, 243, 729, 2187, 6561, 19683, ...

and the expansion of  $7^j$  will be:

1, 7, 49, 343, 2401, 16807, 117649, 823543, ...

Now, if we multiply all combinations of these numbers together, in order, we get:

1x1, 3x1, 1x7, 9x1, 3x7, 27x1, 1x49, 9x7, ...

or:

1, 3, 7, 9, 21, 27, 49, 63, ...


giving the series shown in Figure 1.

FIGURE 1

Count	Number
1	1
2	3
3	7
4	9
5	21
6	27
7	49
8	63
9	81
10	147
11	189
12	243
13	343
14	441
15	567
16	729
17	1029
18	1323
19	1701
20	2187
21	2401
22	3087
23	3969
.	.
.	.
.	.

To win the prize of a free year's subscription to *QL User*, all you have to do is find the 1500th number in the series. Having found this number, add up all the digits in the number and enter the result on the form below. For instance, from Figure 1, if I'd asked for the 20th number in the series, then the result would be 18 (ie. 2+1+8+7).

If you're a budding genius, then you might want to work this out by hand, but the rest of us will undoubtedly write a program to find the answer. Feeling generous, I decided to give you the program to do it (Figure 2). The variable 'number' simply generates all odd numbers, starting at one. Then for each odd number, the 'sevens' REPEAT loop divides it by seven as many times as possible, such that it still



obtains an integer result. Having done this, the 'threes' REPEAT loop divides the result by three as many times as possible. If after all this the final result is one, then the number must be in the series, so it's printed and 'count' is updated.

If you type this in and run it, you'll begin to get the series shown in Figure 1. Were you to go away for a day or two, then you might expect to come back and find the solution waiting for you. Unfortunately, the QL can only handle integers up to 32767, which will only give you the first 33 numbers, so I'm afraid you'll have to

FIGURE 2

```

100 count=1
110 number=1 : REMark 3^0*7^0
120 REPEAT series
130 PRINT count,number
140 count=count+1
150 REPEAT divide
160 number=number+2
170 divd=number
180 REPEAT sevens
190 IF divd/7 = divd DIV 7 THEN
200 divd=divd/7
210 ELSE
220 EXIT sevens
230 END IF
240 END REPEAT sevens
250 REPEAT threes
260 IF divd/3 = divd DIV 3 THEN
270 divd=divd/3
280 ELSE
290 EXIT threes
300 END IF
310 END REPEAT threes
320 IF divd=1 THEN EXIT divide
330 END REPEAT divide
340 END REPEAT series
    
```

## RULES:

All entries must be written on the panel provided on this page. Any other form of entry will be disqualified.

Entries must be sent by post to this address:

PUZZLE PAGE,  
QL User,  
Priory Court,  
30-32 Farringdon Lane,  
London EC1R 3AU

to arrive no later than 31st January, 1986.

The winner will be the first correct entry drawn out of the Editor's hat (who said he had a big head?!).

All entries will be judged by the Editor of *QL User*, whose decision is final, and no correspondence will be entered into regarding the result.

modify the program somewhat! Remember, you're going to need all the digits in the number if you want to enter the competition.

Finally, I'd also be interested to see any elegant SuperBasic solutions to this problem, and I'll be including one or two of the most stylish when giving the results.

## ENTRY FORM:

Sum of digits = \_\_\_\_\_

Name: \_\_\_\_\_

Address: \_\_\_\_\_

# Change Into Overdrive With Cumana's Super New QL Controller

## The Sinclair QL Controller + 3 1/2" Disk Drive System

### THE QL CONTROLLER

Simply the best disk controller available for your QL with facilities and performance superior to any other system and with a host of outstanding features.

- ★ Signal buffering between QL + Controller assures complete data integrity
- ★ ROM based utilities
- ★ Supports up to 4 drives in double density mode
- ★ Uses 40 or 80 track drives, single or double sides, 3, 3 1/2" or 5 1/4" format
- ★ High compatibility with microdrives
- ★ Easily connects into QL expansion socket

CUMANAS QL CA070  
CONTROLLER – ONLY

**£82.95 inc VAT**

### A CHOICE OF DISK DRIVES

Cumana can offer two disk drives compatible with the QL producing 1 Megabyte and 2 Megabyte systems at very special prices.

CS005 3 1/2" 80 track double sided disk drive

**£109.95  
inc VAT**

CUMANAS CD005 3 1/2" 80 track double sided disk drive

**£199.95  
inc VAT**

Upgrade your Sinclair QL with Cumana's 1 Megabyte and 2 Megabyte QL Disk System at prices that no one can match'



### SPECIAL INTRODUCTORY OFFER'

As an introduction to the remarkable new QL Controller, Cumana have put together two special packages at very special prices.

CA071 QL CONTROLLER with CS005 3 1/2" disk drive ONLY

**£189.95  
inc VAT**

CA072 QL CONTROLLER with CD005 3 1/2" dual disk drive ONLY

**£279.95  
inc VAT**



Cumana Limited, Pines Trading Estate, Broad Street, Guildford, Surrey, GU3 3BH.  
Telephone: Guildford (0483) 503121  
Telex: 859380

### ORDER FORM (QL OFFER) QL USER NOVEMBER

To: Cumana Limited, Pines Trading Estate, Broad Street, Guildford, Surrey, GU3 3BH.  
Telephone: Guildford (0483) 503121. Telex: 859380

QTY	Please rush me:-	PLEASE TICK
_____	CA070 controller(s) at £ 82.95	<input type="checkbox"/>
_____	CA071 with CS005 disk drive(s) at £189.95	<input type="checkbox"/>
_____	CA072 with CD005 disk drive(s) at £279.95	<input type="checkbox"/>
_____	CS005 disk drive(s) at £109.95	<input type="checkbox"/>
_____	CD005 disk drive(s) at £199.95	<input type="checkbox"/>

I enclose cheque/PO for \_\_\_\_\_

or debit my Access/Visa card no

NAME \_\_\_\_\_

ADDRESS \_\_\_\_\_

TEL NO \_\_\_\_\_

# AI

# APPLICATIONS

A new series in which we begin where 'AI on the QL' left off — applications of AI theories. This month, Robert Alcock presents an automatic storyline generator — have you any other ideas?

```

100 REMark *** Quill & Swoon - PLOT
DESIGNER ***
110 REMark *** By Robert Alcock ***
120 REMark
130 REMark Title nouns
140 DATA "Romance","Love","Conflict",
"Meeting","Passion"
150 DATA "Destiny","Intrigue","Fateful
Meeting","Chance Encounter","Emotion"
160 RESTORE 140
170 RAND=RND(1 TO 10)
180 FOR A=1 TO RAND
190 READ Titlenoun$
200 NEXT A
210 REMark
220 REMark Nationalities, national adjectives
and articles
230 DATA "Australia","Switzerland","Austria",
"Scotland","Sweden"
240 DATA "Australian","Swiss","Austrian",
"Scottish","Swedish"
250 DATA "an","a","an","a","a"
260 RESTORE 240
270 RAND=RND(1 TO 5)
280 FOR A=1 TO RAND
290 READ MainNatAdj$
300 NEXT A
310 RESTORE 230
320 FOR A=1 TO RAND
330 READ MainNat$
340 NEXT A
350 RESTORE 250
360 FOR A=1 TO RAND
370 READ MainNatArt$
380 NEXT A
390 RESTORE 240
400 RAND=RND(1 TO 5)
410 FOR A=1 TO RAND
420 READ SecondNatAdj$
430 NEXT A
440 RESTORE 250
450 FOR A=1 TO RAND
460 READ SecondNatArt$
470 NEXT A
480 REMark
490 REMark Hero's names
500 DATA "Harry","Edward","Bill","Theo",
"Philip"
510 RESTORE 500
520 RAND=RND(1 TO 5)
530 FOR A=1 TO RAND
540 READ Heroname$
550 NEXT A
560 REMark
570 REMark Villain's names
580 DATA "Boris","Ivan","Sebastian",
"Jules","Kemal"
590 RESTORE 580
600 RAND=RND(1 TO 5)
610 FOR A=1 TO RAND
620 READ Vilname$
630 NEXT A
640 REMark
650 REMark Girl's names

```

```

660 DATA "Sylvia","Joanna","Victoria",
"Alicia","Fennella"
670 RESTORE 660
680 RAND=RND(1 TO 5)
690 FOR A=1 TO RAND
700 READ Girname$
710 NEXT A
720 REMark
730 REMark Father's names
740 DATA "Sir","Lord","Duke","Earl",
"Marquis"
750 DATA "Beauchamp","Montague","Bodeley",
"Marjoribanks","Cholmondley"
760 RESTORE 740
770 RAND=RND(1 TO 5)
780 FOR A=1 TO RAND
790 READ Dadtitle$
800 NEXT A
810 RESTORE 750
820 RAND=RND(1 TO 5)
830 FOR A=1 TO RAND
840 READ Dadname$
850 NEXT A
860 Dadname$=Dadtitle$ & " " & Dadname$
870 REMark
880 REMark Locations,articles and prepositions
890 DATA "ski lodge","chateau","mansion",
"hospital","beach"
900 DATA "a","a","a","a","a"
910 DATA "at","at","at","in","on"
920 RESTORE 890
930 RAND=RND(1 TO 5)
940 IF RAND=5 AND MainNat$="Switzerland"
AND THEN GO TO 930
950 IF RAND=2 AND MainNat$="Australia"
THEN GO TO 930
960 FOR A=1 TO RAND
970 READ MainLoc$
980 NEXT A
990 RESTORE 900
1000 FOR A=1 TO RAND
1010 READ MainLocArt$
1020 NEXT A
1030 RESTORE 910
1040 FOR A=1 TO RAND
1050 READ MainLocPrep$
1060 NEXT A
1070 RAND=RND(1 TO 5)
1080 RESTORE 890
1090 IF RAND=5 AND SecondNatAdj$="Swiss"
THEN GO TO 1070
1100 IF RAND=2 AND SecondNatAdj$="Australian"
THEN GO TO 1070
1110 FOR A=1 TO RAND
1120 READ SecondLoc$
1130 NEXT A
1140 IF SecondNatAdj$=MainNatAdj$ AND
SecondLoc$=MainLoc$ THEN GO TO 1070
1150 REMark
1160 REMark Hero's profession, article
1170 DATA "doctor","struggling artist",
"novelist","racing driver","skier"

```

```

1180 DATA "a","a","a","a","a"
1190 RAND=RND(1 TO 5)
1200 RESTORE 1170
1210 FOR A=1 TO RAND
1220 READ Heroprof$
1230 NEXT A
1240 RESTORE 1180
1250 FOR A=1 TO RAND
1260 READ HeroprofArt$
1270 NEXT A
1280 Heroprof$=HeroprofArt$ & " " &
Heroprof$
1290 REMark
1300 REMark Girl's profession, article
1310 DATA "secretary","student","nurse",
"tennis player","fashion designer"
1320 DATA "a","a","a","a","a"
1330 RAND=RND(1 TO 5)
1340 RESTORE 1310
1350 FOR A=1 TO RAND
1360 READ Girlprof$
1370 NEXT A
1380 RESTORE 1320
1390 FOR A=1 TO RAND
1400 READ GirlprofArt$
1410 NEXT A
1420 Girlprof$=GirlprofArt$ & " " &
Girlprof$
1430 REMark
1440 REMark Villian's profession, article,
adjective
1450 DATA "villanous","scheming","sini-
ster","French","American"
1460 DATA "a","a","a","a","an"
1470 DATA "tycoon","millionaire","diamond
smuggler","executive","gangster"
1480 RAND=RND(1 TO 5)
1490 RESTORE 1450
1500 FOR A=1 TO RAND
1510 READ VilAdj$
1520 NEXT A
1530 RESTORE 1460
1540 FOR A=1 TO RAND
1550 READ VilAdjArt$
1560 NEXT A
1570 RAND=RND(1 TO 5)
1580 RESTORE 1470
1590 FOR A=1 TO RAND
1600 READ Vilprof$
1610 NEXT A
1620 Vilprof$=VilAdjArt$ & " " & VilAdj$
& " " & Vilprof$
1630 REMark
1640 REMark Verb at end
1650 DATA "triumphs","conquers all",
"breaks all barriers","unites them",
"moves the earth"
1660 RAND=RND(1 TO 5)
1670 RESTORE 1650
1680 FOR A=1 TO RAND
1690 READ EndVerb$
1700 NEXT A
1710 REMark

```

```

1720 REMark Verb, adjective of dislike
1730 DATA "loathe","dislike","hate",
"despise","abhor"
1740 DATA "very much","intensely","vehemently",
"with all their hearts","totally"
1750 RAND=RND(1 TO 5)
1760 RESTORE 1730
1770 FOR A=1 TO RAND
1780 READ HateVerb$
1790 NEXT A
1800 RAND=RND(1 TO 5)
1810 RESTORE 1740
1820 FOR A=1 TO RAND
1830 READ HateAdj$
1840 NEXT A
1850 REMark
1860 RAND=RND(1 TO 2)
1870 REMark
1880 REMark Now print the synopsis.
1890 REMark
1900 MODE 4
1910 WINDOW 512,256,0,0
1920 PAPER 0 : CLS
1930 BORDER 25
1940 PRINT Titlenoun$ ! MainLocPrep$ !
"the" ! MainNatAdj$ ! MainLoc$
1950 PRINT "by Q. L. Heartland"
1960 PRINT
1970 PRINT "(Quill & Swoon MCMCLXXXV)"
1980 PRINT
1990 PRINT Heroname$;"," ! Heroprof$;"," !
"and" ! Girname$;"," ! Girlprof$;","
2000 PRINT "meet" ! MainLocPrep$ ! MainLocArt$ !
MainLoc$ ! "in" ! MainNatAdj$;","
2010 PRINT "They" ! HateVerb$ ! "each other" !
HateAdj$;","
2020 PRINT "But when" ! Heroname$ ! "saves" !
Girname$ ! "from" ! Vilname$;","
2030 PRINT Vilprof$;"," ! "they find they"
2040 PRINT "love each other after all."
2050 PRINT Dadname$;"," father of ";
2060 IF RAND = 2 THEN PRINT Heroname$; : ELSE
PRINT Girname$;
2070 PRINT ", refuses to let them marry,"
2080 PRINT "but they escape to" ! SecondNatArt$ !
SecondNatAdj$ ! SecondLoc$;","
2090 PRINT "where their love finally" ! EndVerb$;","
2100 PRINT
2110 PRINT
2120 PRINT "Press <F1> for the next thrilling
installment..."
2130 another=CODE(INKEY$(-1))
2140 IF another=232 THEN GO TO 100
2150 STOP

```





5720 DATA 6,-22016,-22008,-22014,-22523,-22016,-22016,-132593  
 5730 DATA 6,-22016,-22523,-22016,-22016,-22016,-22523,-133110  
 5740 DATA 6,-22016,-22016,-22016,-24555,-22008,-22008,-134619  
 5750 DATA 6,-22016,-24555,-22016,-22016,-22008,-32683,-145294  
 5760 DATA 6,-22016,-22016,-22011,85,-21931,-21931,-109820  
 5770 DATA 6,-24491,85,85,85,85,85,-24066  
 5780 DATA 6,85,85,85,85,85,85,510  
 5790 DATA 6,85,85,85,85,85,85,510  
 5800 DATA 6,85,85,85,85,85,85,510  
 5810 DATA 6,85,85,85,85,85,85,510  
 5820 DATA 6,85,85,85,85,85,85,510  
 5830 DATA 6,85,85,85,85,85,85,510  
 5840 DATA 6,85,85,85,85,85,85,510  
 5850 DATA 6,85,85,85,85,85,85,510  
 5860 DATA 6,85,85,85,85,85,85,510  
 5870 DATA 6,85,85,85,85,85,85,510  
 5880 DATA 6,10832,-22016,-22016,-22523,10832,-21888,-66779  
 5890 DATA 6,-22008,-22523,10832,-22016,-22016,-22523,-100254  
 5900 DATA 6,10832,-21984,-22016,-22523,10832,-22016,-66875  
 5910 DATA 6,-22016,-22523,10832,-22016,-22016,-22523,-100262  
 5920 DATA 6,10834,-22016,-22008,-22523,10832,-22016,-66897  
 5930 DATA 6,-22016,-22523,10832,-22008,-22014,-22523,-100252  
 5940 DATA 6,10832,-22016,-22016,-22523,10832,-22016,-66907  
 5950 DATA 6,-22016,-22523,2644,-22016,-22016,-24555,-110482  
 5960 DATA 6,2644,-22008,-22016,-24555,597,-22016,-87354  
 5970 DATA 6,-22008,-32683,85,-21936,-22011,85,-98468  
 5980 DATA 6,85,2645,-24491,85,10832,-22016,-32860  
 5990 DATA 6,-22016,-22016,10832,-22008,-22008,-22016,-99232  
 6000 DATA 6,10832,-22016,-22016,-22016,10832,-21984,-66368  
 6010 DATA 6,-22016,-22016,10832,-22016,-22016,-22016,-99248  
 6020 DATA 6,10832,-22016,-22016,-22016,10834,-22016,-66398  
 6030 DATA 6,-22008,-22016,10832,-22016,-22016,-99240  
 6040 DATA 6,10832,-22008,-22014,-22016,10832,-22016,-66390  
 6050 DATA 6,-22016,-22016,10832,-22016,-22016,-99248  
 6060 DATA 6,2644,-22016,-22016,-22016,2644,-22008,-82768  
 6070 DATA 6,-22016,-22016,597,-22016,-22008,-22016,-109475  
 6080 DATA 6,85,-21936,-22016,-22016,85,2645,-63153

6090 DATA 6,-21931,-21931,0,3,1,3,-43855  
 6100 DATA 6,1,3,2,0,3,1,10  
 6110 DATA 6,3,1,3,2,4,5,18  
 6120 DATA 6,6,5,6,5,7,4,33  
 6130 DATA 6,5,6,5,6,5,7,34  
 6140 DATA 6,85,-22016,-22016,85,80,-21824,-65606  
 6150 DATA 6,-22013,5,2639,10800,-22516,-24335,-55420  
 6160 DATA 6,10879,-30004,-24013,-22275,10364,2572,-52477  
 6170 DATA 6,-24528,10301,-24528,2572,-24528,2572,-58139  
 6180 DATA 6,-24528,2572,-24528,2572,-22016,-22016,-87944  
 6190 DATA 6,-22016,-22016,-21764,-22016,-22016,-21953,-131781  
 6200 DATA 6,-21761,-21761,-21761,-21761,-21953,-21761,-130758  
 6210 DATA 6,-21761,-21764,-22001,-21761,-21761,-21776,-130824  
 6220 DATA 6,-22013,-21761,-21761,-21824,-21776,-21761,-130896  
 6230 DATA 6,-21761,-22001,-21764,-21761,-21761,-21953,-131001  
 6240 DATA 6,-21761,-21953,-21764,-21761,-21824,-21761,-130824  
 6250 DATA 6,-22013,-21761,-21953,-21776,-22001,-21764,-131268  
 6260 DATA 6,-22001,-21764,-21953,-21776,-21761,-21764,-131019  
 6270 DATA 6,-21953,-21761,-21761,-32553,599,-21761,-119192  
 6280 DATA 6,85,85,85,85,8316,2,8658  
 6290 DATA 6,1928,8828,2,28680,30775,12988,83201  
 6300 DATA 6,-21761,12476,-21761,21577,21576,20940,33047  
 6310 DATA 6,-14,8316,2,1926,8828,2,19060  
 6320 DATA 6,2040,9788,0,209,12476,515,25028  
 6330 DATA 6,12988,-32576,-11268,0,128,-11780,-42508  
 6340 DATA 6,0,128,20939,-22,28672,20085,69802  
 6350 DATA 6,8316,2,0,10300,0,8192,26810  
 6360 DATA 6,8380,0,0,22600,20940,-10,51910  
 6370 DATA 6,28672,20085,8316,2,2056,30831,89962  
 6380 DATA 6,30235,8380,85,85,22664,20939,82388  
 6390 DATA 6,-10,-11780,0,16,20940,-22,9144  
 6400 DATA 6,28672,20085,-21846,-21846,-21846,-38627  
 6410 DATA 1,-21846,-21846  
 6420 DATA 1,-21846,-21846  
 6430 DATA 1,-21846,-21846  
 6440 DATA 1,-21846,-21846  
 6450 DATA -1

## Pentathlete A Didcock

At the risk of repeating ourselves (this is turning out to be a bit of an epic), we'll have one final attempt at putting the record straight.

The November listing of Pentathlete is correct, albeit a little confused. What happened is that we included a set-up screen within the listing that is not needed for running the game.

So, if you've typed in lines 1-32180, all you need to do is delete two segments for the program to run. These are at the beginning and end of the listing, that is; lines 1, 3, 4, 5, 6, 7 and all lines from 31999 to the end.

The final program should begin with 10 hiscore = 0 and end with 30000 DATA 5,1,6,4,3,2. Hopefully this ends the Pentathlete saga — apologies for the muddle and December's 'half-attempt' to correct it (which is best ignored). We hope you can all now enjoy the game.

## FAST DELIVERY OF QL DISC DRIVES

Cumana 3.5" 1 Mbyte floppy disc drives, internal power supply, complete with disc interface, utilities, manual, and optional RAM on the interface card.

INTERFACE	SINGLE	DUAL
Cumana .....	£211	£288
Delta plus parallel printer interface .....	£251	£328
Delta plus 128K RAM + printer interface .....	£321	£398
PCML plus 256K RAM .....	£361	£438

We also supply the full range of **Medic disc systems**, call for availability

## TWO MICRODRIVE TOOLKITS

Read and write microdrive sectors from basic and assembly language programs.

**QL MDV EXTENSIONS TOOLKIT** ..... £9.99

Adds six functions to Basic allowing read/write/verify of microdrive sectors, reading of medium names and "fingerprint" from sector headers, and includes a repeat format routine. An eight page manual explains the functions, details the microdrive format and uses example programs supplied on microdrive.

**QL MDV ASSEMBLY LANGUAGE TOOLKIT (Source Code)** ..... £29.99

Over 1000 lines of fully commented assembly language source code to a set of routines equivalent to the above, but with some additions. An eight page manual explains microdrive format and how to implement a copy protection scheme as well as QDOS-like routine definitions.

**BOTH THE ABOVE TOOLKITS ON ONE MICRODRIVE** ..... £34.99

**PRICES INCLUDE VAT AND DELIVERY**

**OVERSEAS CUSTOMERS - WRITE FOR EXPORT TERMS**



**57 REPTON DRIVE, HASLINGTON,  
CREWE CW1 1SA**  
Telephone: CREWE (0270) 532301

## \*\*\* BYTEBACK SOFTWARE \*\*\*

BJ THE RETURN ..... £11.50	HOPPER ..... £12.50	SUPERFORTH ..... £24.00
ZAPPER/EAGLE ..... £9.00	CUTBERT IN SPACE ... £12.50	SUPER-ARCADIA ..... £12.75
SPOOK ..... £11.50	ZKUL ..... £12.75	SUPER SPRITE GEN ..... £19.50
I.C.E. .... £44.00	WEST ..... £12.75	SUPERCHARGE ..... £51.00
CRAZY PAINTER ..... £11.50	CARTRIDGE DOCTOR ... £12.75	SUPER ASTROLOGER ... £19.00
LANDS OF HAVOC ..... £15.75	GRAPHI QL ..... £29.00	SUPER BACKGAMMON . £11.50
FLIGHT ..... £15.75	MATCH POINT ..... £13.00	HYPERDRIVE ..... £12.75

All prices include VAT & postage . . . phone for prices of other titles!

For a speedy delivery (usually same day) send cheque/PO to:

**BYTEBACK 20 Spring Gardens, Newark, Notts NG24 4WW**  
Telephone: NEWARK 79097

## BREAKTHROUGH SOFTWARE

GREAT INNOVATIONS FOR THE QL AT SENSIBLE PRICES

**REAL WINDOWS!!! £6.50 inc cartridge & p&p**

Each Real Window is stored off screen. It can be swapped with the part of the screen it overwrites, altered and then swapped back again. Several windows can be overlapped and 'shuffled' onscreen. Makes professional Pull Down menus, possible as the screen is restored to its original state when the window is put away! Text and graphics are both handled! Real Windows are controlled from basic using only three commands (all machine code):-

**BREAKTHROUGH ON-LINE SUPERBASIC MANUAL £8.50 inc cartridge/p&p**

Press the F1 key and the screen you are working on (text, listing, graphics including multiple windows) is saved instantly! Enter a Superbasic Keyword and everything you want to know is displayed on screen. Flip between screens to check syntax etc. Contains ALL Superbasic commands and much more. Create your own help files with Quill. Includes instant recall of the last line typed (F5) for edit and re-entry. Essential for all new users of the QL.

**RECALL £6.50 inc cartridge & p&p**

Get back the last line that you typed at the touch of a key (as in archive), edit your errors and re-enter the line. Works from Basic or within any software. Save yourself the frustration of retyping long lines just because you typed a hyphen instead of an underline! How many times do you do that?!

★ ★ ★ FREE ★ ★ ★ FREE ★ ★ ★ FREE ★ ★ ★ FREE PROGRAMS ★ ★ ★ FREE ★ ★ ★ FREE ★ ★ ★ FREE ★ ★ ★  
 ★ ★ ★ ★ ★ M/C BASIC COMMANDS + SCREEN DUMP FREE WITH ALL PURCHASES ★ ★ ★ ★ ★  
 GETN & GETS Allow you to edit variables on screen. MCUR Moves the cursor up down left or right. TAB Moves the cursor to the given column no (left or right). FONT Allows you to reset the font address. Makes user designed graphics possible. RMODE returns the current display mode. DUMP FREE with all purchases. BVAR returns address of Basic Variables. PLUS HI RES SCREEN DUMP to printer at the touch of a key.

**17 SHAFTESBURY WAY, ROYSTON, HERTS, SG8 9DE (0763) 45482**

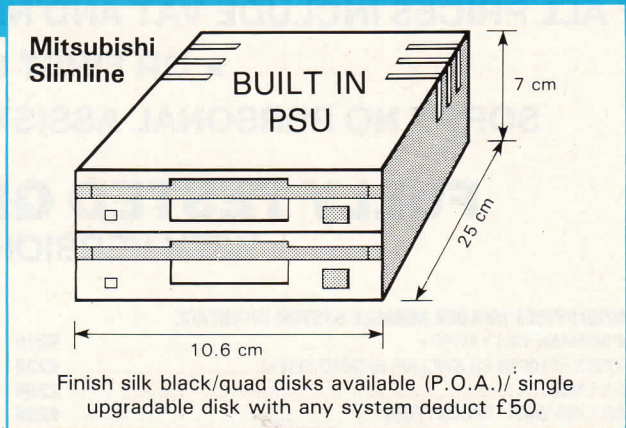

# EIDERSOFT DISK SYSTEMS

AVAILABLE NOW EX-STOCK



**CREDIT CARDS**  
TEL: 0708 852647/851099

**I.C.E.** ALL disk systems include ICE ROM software with CHOICE see our other advert. IF YOU ALREADY HAVE ICE WE WILL REFUND THE DIFFERENCE!!



## SYSTEM 1 TRL

**£409!** 128K extra RAM/Disk interface. Parallel printer port. All accessories. Twin 720K 3.5 inch disk drives as shown.

## SYSTEM 3 UPGRADE\*

**£499!** 512K extra RAM/Disk interface. Toolkit commands. All accessories. Twin 3.5 inch disk drives as shown.

## SYSTEM 2 PCML

**£449!** 256K extra RAM/Disk interface. Toolkit commands. All accessories. Twin 3.5 inch disk drives as shown.

\*Factory upgraded to 640K - no soldering - includes Securicor collection and return.



**Disk/Software Telephone Support Service P.O.A.**  
**DISK DRIVES DELIVERY SECURICOR £9**

### IMPAACT SALES LEDGER

- ★ Add/change/enquiry
- ★ Customer file
- ★ Delivery address
- ★ Cash/cheque receipt and matching
- ★ Cash sales (shop) and refunds
- ★ Invoice/credit note production
- ★ Statements
- ★ Debtors report
- ★ Monthly transactions audit trial
- ★ Customer turnover rep.
- ★ VAT report
- ★ Analysis report by nominal codes

### IMPAACT PURCHASE LEDGER

- ★ Add/change/enquire
- ★ Suppliers file
- ★ Cash/cheque receipt and matching
- ★ Record p.cash purchases and refunds
- ★ Invoice/credit note entry
- ★ Supplier outstanding invoices
- ★ Creditors report
- ★ Monthly transactions audit trial
- ★ Suppliers turnover report

### IMPAACT NOMINAL LEDGER

- ★ List accounts
- ★ Journal entries and listing
- ★ Trial balance
- ★ Profit and loss report
- ★ Balance sheet
- ★ Budget entry
- ★ Comparative budgets
- ★ Interface and update from sales & purchase ledgers

### IMPAACT STOCK CONTROL

- ★ Add/change/enquire
- ★ Record sales turnover rep.
- ★ Record purchases turnover rep.
- ★ Adjust stock level
- ★ Selling price list
- ★ Quantities on hand rep.
- ★ Stock valuation
- ★ Re-order level
- ★ FIFO turnover enq.

Each module £49.95 + £1 P&P Total package £179.95 + £1.50 P&P. Microdrive 3.5" disk versions add £4 per module.

Each module includes a full manual - Telephone support available



Eidersoft are pleased to announce exclusive distribution of the Xpert IMPAACT QL integrated accounts system.

At last a truly integrated QL accounts package that has all the features of packages costing 3 or 4 times the price! IMPAACT accounts includes invoicing/sales ledger - nominal ledger - purchase ledger and FIFO stock control. Each module is available separately or as a package.

- ★★ Fully approved by chartered accountants ★★
- ★★ can be integrated to PSION packages ★★

Dealers please phone us for more information.

**NEW**

**Eidersoft, The Office, Hall Farm, North Ockendon, Upminster, Essex RM14 3QH.**

Please supply the following items: -

- Disk System 1 ..... £409.00 + £9.00 P&P
- Disk System 2 ..... £449.00 + £9.00 P&P
- Disk System 3 ..... £499.00 + £9.00 P&P
- IMPAACT Sales Ledger ..... £49.95 + £1.00 P&P
- IMPAACT Purchase Ledger ..... £49.95 + £1.00 P&P
- IMPAACT Nominal Ledger ..... £49.95 + £1.00 P&P
- IMPAACT Stock Control ..... £49.95 + £1.00 P&P
- IMPAACT Complete System ..... £179.95 + £1.50 P&P

Name.....

Address.....

.....

.....

..... Postcode .....

I enclose a cheque/PO for £.....

\*EUROPOST £2.00 WORLD £3.00

Please deduct my Access/Visa/American Express

Card No.

Exp. date

Please supply more information on.....

# QL BARGAINS

★ ALL PRICES INCLUDE VAT AND NEXT DAY DELIVERY BY SECURICOR ★

★ OR FIRST CLASS POST ★

SORRY NO PERSONAL ASSISTANCE BETWEEN 22nd and 27th

## FULLY TESTED QL COMPUTER £199 WITH VERSION 2.3 SOFTWARE

### PRINTER PRICES INCLUDE MIRACLE SYSTEM INTERFACE

MANNESMANN TALLY MT80+	£219
SEIKOSHA SP1000A OR SINCLAIR BADGED SERIAL	£239
EPSON LX80	£269
EPSON LX80 WITH TRACTOR FEED	£286
TAXAN KP810	£299
TAXAN KP910	£419
QUEN DATA DAISYWHEEL	£289
Miracle Systems Parallel Interface	£29
Serial Cable	£10
2000 Sheets Fanfold Paper (Supplied with printer)	£16

### ★★★★ EIDERSOFT ICE ROM — JUST £46 ★★★★★

### ACCESSORIES

4 Microdrive Cartridges	£8.00
10 Cartridges with Transform Box	£23.00
10 DS/DD 5.25" Disks	£23.00
Transform Box	£5.00
<b>RIBBONS</b>	
Brother M1009	£5.50
MT80 or Shinwa	£6.00
Quen Data	£6.00
SP1000A (SINCLAIR)	£7.50

## ★★ BUDGET RAM & DISK UPGRADES ★★

Ram Upgrades 512K – Disk Drives 3.5 720 Formatted

All Interfaces are Cumana

STACKED DUAL DISK DRIVES + INTERFACE + EXPANDERAM £389  
STACKED DUAL DISK DRIVES + INTERFACE + INTERNAL RAM £399

MIRACLE SYSTEMS 512K EXPANDERAM £119

FULL INTERNAL RAM EXPANSION FROM 128K TO 640K £129

*Price including fast collection and return of QL*

OR INTERNAL EXPANSION BOARD DO IT YOURSELF £109

SINGLE 3.5 DISK DRIVE + INTERFACE £199

STACKED 3.5 DUAL DRIVES + INTERFACE £279

10 QUALITY DS/DD 3.5 DISKS IN LIBRARY CASE £39

PCML 256K DISK INTERFACE WITH DUAL DRIVES £449

### LANGUAGES

METACOMCO ASSEMBLER	£29
METACOMCO BCPL	£49
METACOMCO LISP	£49
METACOMCO PASCAL	£72
METACOMCO 'C'	£82
DIGITAL BASIC COMPILER	£54
DIGITAL FORTH + REVERSI	£26
DIGITAL SUPER MONITOR	£18
TALENT CARTRIDGE DOCTOR	£13

### BUSINESS

TR SYSTEMS PAYROLL	£63
DECISION MAKER	£35
PROJECT PLANNER	£35
ENTRÉPENEUR	£35
QL HOME FINANCE (BUZZ)	£22
TYPING TUTOR	£20
EIDERSOFT ARCHIVER	£17
EIDERSOFT QSPELL (CART)	£20
EIDERSOFT QSPELL (DISK)	£23

### LEISURE

TALENT ZKUL	£13
TALENT WEST	£13
TALENT GRAPHQL	£29
ZAPPER WITH EAGLE	£9
QL SPRITE GENERATOR	£20
QL SUPERBACKGAMMON	£12
PSION CHESS	£17
HYPODRIVE	£13
DIGITAL REVERSI	£11
STEVE DAVIS SNOOKER	£13
TALENT COSMOS	£13

MICRODEAL HOPPER	£12
MICRODEAL CUTHBERT/SPACE	£12
MICRODEAL CRAZY PAINTER	£11
MICRODEAL FLIGHT SIMULATOR	£16
MICRODEAL LANDS OF HAVOC	£16
BJ RETURNS	£12
MATCH POINT	£13
QDRAW	£15
QL SUPER ARCADIA	£13
EIDERSOFT SPOOK	£12
DIGITAL ASTROLOGER	£23

### MONITORS (CABLES INCLUDED)

Microvitec Cub 1451/DQ3 Colour	£254
Microvitec Cub 1451/DQ3 with Swivel Stand	£272
Swivel Stand for Microvitec	£25
Philips V7001 18MHz Green (RECOMMENDED FOR THE QL)	£92
Swivel Stand for Philips Monitor	£23

### 3250 WATT MAINS FILTER ..... £36

- ★ Provides four protected mains sockets with plug
- ★ Avoid crashes and damage to the QL's components
- ★ 30db suppression 1MHz to 30MHz
- ★ 130 joules spike suppression

### MIRACLE SYSTEMS MODAPTOR ..... £39

- ★ Link your QL to any modem with an RS232C socket
- ★ Prestel and Bulletin Board software included

### QUICKSHOT II JOYSTICK WITH ADAPTOR ..... £14

### QL JOYSTICK ADAPTOR ..... £5

## STRONG COMPUTER SYSTEMS

BRYN COTTAGE, PENIEL, CARMARTHEN, DYFED SA32 7DJ  
TELEPHONE: 0267 231246



# MICRO ADS

## QL RAM BOARDS

64K .....	£59.95
128K .....	£83.95
256K .....	£177.95

All come with **FREE** RAM disk software

All prices include VAT and DELIVERY

CALL **PETE BATEMAN** ON:  
**04215 66488**

## Ideal presents for all QL GARDENERS

Take the guesswork out of gardening. Our Archive compatible plant data banks the planners will help you. Each data bank comes on 2 microdrive cartridges in a neat plastic box with a 12 cartridge capacity.

Choice of 4 planners at £11.95 each  
(25% discount for more than one)

- Shrubs, trees and climbers planner
- Fruit trees and bushes planner
- House plants planner
- Wild flowers for gardens planner

Phone: **097 423 223** for more details/orders or send cheques, Access Card Nos. to:

**Superplant Software, Llangeitho, Tregaron,  
Dyfed, Wales, SY25 6QG**



## QL DUST COVERS

**£2.50**

Quality black vinyl

Send cheque/PO to:

**Comtel**

3 Mount Havelock, Douglas, Isle of Man

**SPECIAL OFFER**

## CAM MAWR PRODUCTS

1 Ffordd Y Glyn, Coedllai, Mold, Clwyd CH7 4SN

POOLS .....	£15
DENTAL PRACTICE* .....	£60
VIDEO LIBRARY* .....	£30
GARAGE ACCOUNT* .....	£30
GAMES COMPENDIUM .....	£12

(Snake, Wall Breaker, Draughts and Mind Your Path)

\*Available Jan 86 - send for further details

## MPC SOFTWARE

Cavern .....	£11.50	Meteor Storm .....	£11.50
MatchPoint .....	£13.50	Hyperdrive .....	£13.50
Cuthbert in Space .....	£13.50	Hopper .....	£13.50
Lands of Havoc .....	£18.00	Flight .....	£18.00
Crazy Painter .....	£11.50	Super Arcadia .....	£14.00
Zkul .....	£16.00	West .....	£16.00
Psion Chess .....	£16.00		
Reversi .....	£11.50	Startrek .....	£3.50
Assembler .....	£35.00	BCPL .....	£52.00
Pascal .....	£78.00	C .....	£87.00
Super Monitor .....	£15.00	Super Sprite Gen. ....	£20.00
Super Forth .....	£25.00	Super Astrologer .....	£20.00
Cartridge Doctor .....	£13.50	Graphiq .....	£32.00
Cash Trader .....	£65.00	Home Finance .....	£21.00
Supercharge BASIC Compiler .....	£52.00	Microvitec Colour Monitor .....	£290.00
Cumana 3" Disc Drive + IF .....	£180.00	Silicon Express 3" Disc + IF .....	£190.00
Cumana IF and Dual Drives .....	£270.00	Parallel Printer Interface .....	£28.00
Blank Microdrive Cartridges .....	£1.80	Joystick Adaptor .....	£4.75
QL Advanced User Guide .....	£14.50	QL and Software .....	£190.00

Plus all the latest software and hardware.

All prices include VAT. Postage on orders over £5 is free. Add 50p to orders under £5. Even cheaper rates for overseas customers. Write for details.

**MPC SOFTWARE** Dept. QLU1, 72 Julian Rd, West Bridgford, Nottm. NG2 5AN.  
Telephone 0602 820106

## QL POOLSWINNER

The ultimate pools prediction program

- **MASSIVE DATABASE** Poolswinner is a sophisticated Pools prediction aid. It comes complete with a large database - 22000 matches over 10 years. All English and Scottish team names are in the database.
  - **PREDICTS** Not just scoredraws, but no scores as well.
  - **SUCCESSFUL** We guarantee that Poolswinner performs considerably better than chance.
  - **UNIQUE** The precise prediction formula calculates the actual efficiency of every team as the results come in and with speed. As are as we know there isn't another pools predicting program that uses this method.
- ONLY £14.99 (all inclusive). 48 hours delivery from: Techsoft, 24 Wharcliffe Street, Barnsley, South Yorkshire S70 6BP.

## QL for BUSINESS



OWL COMPUTER TRAINING

A PROGRAMME OF LINKED COURSES.

INTRODUCTORY & ADVANCED APPLICATIONS.

044 282 7302 Freepost, Tring, Herts. HP23 4BR.

**PRESTEL**

**VT 52**

## QCODE MODAPTOR\*

enables QL to be used with almost any  
1200/75 or 300/300 Modem, includes software for

access to PRESTEL, MICRONET and Bulletin Boards, etc ..... **£39.90**

FOUR GAMES on one microdrive cartridge (2 M/c code) -  
Sprite Shoot, Lander, Moon landing, Wall-up ..... **£4.95**

ASSEMBLER/FULL SCREEN EDITOR with fast M/c linker ..... **£12.95**

**QCODE, 42 Swinburne Rd., Abingdon, Oxon, OX14 2HD**

Tel: (0235) 28359

## Software2000 - QL software for the professional user

**VT52 TERMINAL EMULATOR** ..... **£19.50**  
Connect your QL to a mainframe host computer such as Digital VAX and PDP. Permits full screen edit and keypad functions. Easy to use FILE TRANSFER feature.

**TEKTRONIX / WESTWARD / VT52 TERMINAL EMULATOR** ..... **£39.50**  
Your QL becomes a full graphics terminal for use of sophisticated mainframe graphics programs. Graphic mode provides line drawing, selective erase, block erase, write through mode and graphic input. VT52 mode and FILE TRANSFER feature. Easily configured via SETUP screen.

**QL BACKUP / RESTORE** ..... **£8.00**  
The FAST way to create security copies of microdrives/disks. Provides selective BACKUP, RESTORE, DELETE and LIST features.

**PRINT2000** for Brother M1009, Epson & equivalents ..... **£8.00**  
Prints files in the format and style you want. Easy SETUP feature to set paper width, line spacing, font etc.

All programs 100% M/code. Note QL hardware is restricted to 1200 baud comms.

**Software2000 Oxford House, 258 Garstang Road, Preston PR2 4QB**

## BANK MANAGER

High Function, Low price, Full Screen Update, Auto Standing orders, Analysis, Selection, Simulation, Statement Print, Help Text, Special Offer £10.

**BRIDGEBROOK INTEK, 45 Burleigh Avenue, Wallington, Surrey, SM6 7JG**

# TOOLKIT TOURNAMENT

Whatever the computer and however extensive the language and operating system, it never seems to have just the commands you really need. Given the flexibility of QL QDOS, it's a fairly simple matter to add your own extensions to SuperBasic, assuming you have the time and ability to program in 68000 machine code. The rest either have to make do with what they've got or invest in one of the excellent TOOLKIT packages available.

We decided to take a look at a couple of well-established toolkits. We also have details of a new extension package called Giga-Basic.

The first of the packages we examined is Super 'B', written by Adam Denning and marketed by HiSoft. We'll also be looking at the Qjump QL-Toolkit, written by Tony Tebby, and marketed by Sinclair Research, including some information on Tony's new toolkit.

## TOOLS ON ROM

Place the cartridge into the microdrive, press F1 or F2 and go make a pot of team. Not so with Super 'B', which is supplied in the form of an EPROM, plugging into the ROM socket at the rear of the machine. This is far better than microdrive storage for this type of product, and it's unlikely that it will have to compete with any other ROMs, which tend to be languages, when you're using SuperBasic.

Figure 1 shows the additional commands available from Super 'B'. Though similar in many ways to the Qjump QL-Toolkit, Super 'B' contains far more extensive commands in the areas of screen graphics and general utilities. Having said this, it's difficult to understand the use of the bit-manipulation commands, though Adam Denning claims frequent use of them. The two linked-list functions are fairly redundant, being far too brief to be of any real use in list processing. The High Score Table games routines are quite novel, but I'm sure games programmers could manage to implement

## Marcus Jeffery compares two QL Toolkits with some interesting results — striking similarities and very few differences.

their own high score table, which is not time-critical, and would be far happier to see some more generally useful game routines.

A very similar package is the Qjump QL-Toolkit. Figure 2 shows how much these two overlap. The Qjump product tends to concentrate far more on the file-handling and stream control features, rather than the more general and graphics features of Super 'B'. It also suffers from being supplied on microdrive, requiring loading, and reducing the amount of available RAM. Both of these packages are aimed at the more serious programmer, providing access to advanced QDOS features through SuperBasic. The choice between them is mainly up to the user's specific requirements. Probably the most useful additional command on the QL-Toolkit, missing from the HiSoft product, is the on-screen SuperBasic editor.

The story behind QL-Toolkit is that it was originally supplied to Sinclair (well over a year ago) for inclusion in updated QL ROMs. These should have been available by April 1985, but never materialised. Instead, the extensions were marketed as a toolkit, though actually obtaining copies isn't easy. Unless you're lucky enough to find a dealer selling them, the most likely course is to send for the toolkit via mail order, though this appears doubtful.

The good news is that Tony Tebby is nearing completion on Toolkit Version II, which will be marketed in Europe by Qsoft and in England by Care Electronics. This new version will be in a 16K ROM format, and should contain many extra commands. These include vastly increased file handling commands, an extended on-screen editor and PRINT\_USING for fixed format out-

put. There are also new commands, such as DO, which will execute a file of direct commands and a numeric/string array sort routine. It is hoped that the ROM version will be available by mid-December, and disk/Microdrive versions will follow early in 1986.

Finally, GigaBASIC is a new package of SuperBasic extensions from ABC Elektronik. Very different from the previous two toolkits, GigaBASIC is designed for the more general games and small business applications programmer. There are extensive sprite commands, allowing definition, saving and loading, moving, animation and sprite-to-sprite collision detection. In fact, the only feature which appears to be missing is sprite-to-background detection. In addition, there are a number of Macintosh-style menu utilities. These allow for definition and placement of pull-down menus using either the cursor keys or mouse. In addition, there are also a number of more general commands, tending to overlap with the other toolkits, including fill-any-irregular shape, file handling, function key definition, digital/analogue clocks, an on-screen editor, Epson printer hard copy routine and font definition.

A spin-off from the pull-down menus in this toolkit is a package called EASE (Easily Applicable System Environment), which is a complete desk-top environment, similar to ICE from Eidersoft.

All of these products can be recommended for use with the QL. The choice lies mainly with the user's applications. The new GigaBASIC extensions are ideal for users wanting to write their own games programs or menu-driven business packages, remembering that they'll only be for your own use, or anybody else with a copy of GigaBASIC. The more established toolkits are aimed at the more serious programmer, who has just found out that QDOS doesn't give all the necessary facilities for an advanced development environment.

FIGURE ONE: HISOFT SUPER 'B' EXTENSIONS

JOB CONTROL

ACJOB - Activate a job.  
 CJOB# - Create a job.  
 DLEN - Return default data space length of file.  
 JOB - Return TRUE if job is present.  
 JOBS - Give details of present jobs.  
 KJOB - Kill a job.  
 PJOB - Set job priority.  
 RELJOB - Release a job from suspension.  
 SJOB - Suspend job for specified time/indefinitely.

MEMORY MANAGEMENT

ALCHP - Allocate space from Common Heap.  
 FREE - Return amount of free memory.  
 RECHP - Return space to Common Heap.  
 RERES - Release all Resident Procedure space.

MACHINE CODE

CHANID - Returns internal QDOS channel ID.  
 DUMP - Dump memory in hex. and ASCII.  
 QTRAP - Executes 68008 TRAP# instruction.

STREAM CONTROL

CONNECT - Connect input/output channels.  
 PTR - Set read/write position on given channel.  
 PTR\_R - Add relative offset to read/write position.

SCREEN & GRAPHICS

CUR - Enable/disable cursor on given channel.  
 PXPOS - Return horizontal pixel position of cursor in window.  
 PXSIZE - Return number of horizontal pixels in window.  
 PYPOS - Return vertical pixel position of cursor in window.  
 PYSIZE - Return number of vertical pixels in window.  
 SETWIN - On-screen user definition of size and placement of window.  
 SSHOW - Show screen area previously SSAVEd.  
 SLOAD - As for SSHOW, but also releases Common Heap area used.  
 SSAVE - Save a screen rectangle to the Common Heap area.  
 UDG - Set fount addresses on given channel.  
 XPOS - Return horizontal character position of cursor in window.  
 XSIZE - Return number of horizontal characters in window.  
 YPOS - Return vertical character position of cursor in window.  
 YSIZE - Return number of vertical characters in window.

FILE HANDLING

EXT - Return length of file.  
 FREAD - Read from channel to buffer address.  
 FWRITE - Write to channel from buffer address.  
 HEADR - Read file header to buffer address.  
 HEADS - Set header on file.

GAMES ROUTINES

HIGHS - Display High Score Table.  
 SCORE - Enter score and name into High Score Table.  
 SETHIGH - Initialise High Score Table.

BASIC

LINK - Link item into linked list.  
 RESET - Perform a software Reset.  
 TRACE - Create SuperBASIC tracing job.  
 TROFF - Stop trace by suspending it.  
 TRON - Start trace by releasing it.  
 UNLINK - Remove item from linked list.

BIT MANIPULATION

AND\_L - AND 32-bit integer.  
 OR\_L - OR 32-bit integer.  
 EOR\_L - Exclusive-OR 32-bit integer.  
 LSL\_L - Left shift 32-bit integer.  
 LSL\_W - Left shift lower 16 bits of 32-bit integer.  
 LSL\_B - Left shift lower 8 bits of 32-bit integer.  
 LSR\_L - Right shift 32-bit integer.  
 LSR\_W - Right shift lower 16 bits of 32-bit integer.  
 LSR\_B - Right shift lower 8 bits of 32-bit integer.  
 ROL\_L - Left rotate 32-bit integer.  
 ROL\_W - Left rotate lower 16 bits of 32-bit integer.  
 ROL\_B - Left rotate lower 8 bits of 32-bit integer.  
 ROR\_L - Right rotate 32-bit integer.  
 ROR\_W - Right rotate lower 16 bits of 32-bit integer.  
 ROR\_B - Right rotate lower 8 bits of 32-bit integer.

GENERAL

HEX - Convert hex. string to decimal.  
 HEX# - Convert decimal to hex. string.  
 ICOPY - Intelligent copy of byte area between memory locations.  
 ICOPY\_L - As for ICOPY, but for longwords.  
 ICOPY\_W - As for ICOPY, but for words.  
 KEY - Allows function key programming.  
 REPORT - Print QDOS error message.

FIGURE TWO: QJUMP QL-TOOLKIT EXTENSIONS

JOB CONTROL

AJOB - Activate a job.  
 JOBS - Give details of present jobs.  
 JOBS - Return name of job.  
 NXJOB - Get next job in tree.  
 OJOB - Get job owner.  
 PJOB - Get job priority.  
 RJOB - Remove a job.  
 SPJOB - Set job priority.

MEMORY MANAGEMENT

ALCHP - Allocate space from Common Heap.  
 CLCHP - Clear space in Common Heap area.  
 FREE\_MEM - Return amount of free memory.  
 RECHP - Release an area of the Common Heap.

MACHINE CODE & STREAM CONTROL

DATA\_USE - Set directory default for data files.  
 EX,EW,ET - Extended EXEC and EXEC\_W commands, allowing setting of input/output files and chains of jobs (filters) for stream control.  
 EX\_DEF - Set default priority and buffer size between jobs.  
 PROG\_USE - Set directory default for program files.

SCREEN & GRAPHICS

CHAR\_INC - Set horizontal and vertical spacing between characters.  
 CHAR\_USE - Set character founts.  
 CURDIS - Disable cursor.  
 CURSEN - Enable cursor.  
 WMON - Reset windows (Monitor defaults).  
 WTV - Reset windows (TV defaults).

FILE HANDLING

BGET - Get bytes from channel.  
 BPUT - Put bytes to channel.  
 FDAT - Get program data space from header.  
 FLEN - Get file length from header.  
 FOPEN - Open file.  
 FOP\_DIR - Open directory.  
 FOP\_IN - Open file for input.  
 FOP\_NEW - Open new file.  
 FOP\_OVER - Open file, overwriting old one, if it exists.  
 FPOS - Returns current file position.  
 FTYP - Get file type from header.  
 GET - Get data from file using internal numeric/string format.  
 PUT - Put data to file using internal numeric/string format.  
 RENAME - Rename a file.  
 SPL - Spool a file.  
 SPL\_USE - Set spool default output directory.  
 STAT - Print drive statistics.  
 TRUNCATE - Truncate a file to current position.  
 VIEW - Print a file.  
 WDEL - Delete files, with confirmation.  
 WDEL\_F - Delete files.  
 WDIR - Print directory.  
 WSTAT - Print file statistics.

GENERAL

BIN - Convert binary-type string to decimal.  
 BIN# - Convert decimal to binary string.  
 CODE# - As IDECS, but inserts commas every three digits.  
 ED - On-screen editor.  
 FDEC# - Convert decimal number to formatted string.  
 HEX - Convert hex. string to decimal.  
 HEX# - Convert decimal to hex. string.  
 IDECS - As FDEC, but assumes value to be in least significant units.  
 PARTYP - Returns type of parameter in SuperBASIC procedure/function.  
 PARUSE - Returns usage of parameter in SuperBASIC procedure/function.

In addition, QL-Toolkit contains the following programs:

JOB FILTERS (for use with EX)

CCL - Concatenate line-based files.  
 CCT - Concatenates files.  
 CPY - Copy a file.  
 LNO - Adds line numbers to a file.  
 MORE - Copies file to screen window, with screen page prompts.  
 PAGE - Splits file into pages.  
 UC - Convert file to upper-case.

MACHINE-CODE PROGRAMS

ALARM - Alarm clock.  
 CLOCK - Digital clock in window 0.  
 CLOCKH - Clock with hands (continuously drawn).  
 CLOCKN - Clock with hands (updated).  
 CLOCKS - Digital clock (fixed position).

SUPERBASIC PROGRAMS

FBACK - Fast backup of all files.  
 MBACK - Fast backup of preselected files.  
 PATCH - File patching utility.  
 SBACK - Fast backup, with confirmation of each file.  
 UDC - User-defined character editor.

and Superscript and subscript founts (for use with CHAR\_USE).

Each month, for a trial period, this column will contain details of readers' programs that we are able to offer on microdrive.

In return for a small administration charge (per program - including a royalty for the author), we will copy onto blank microdrives any or all of the featured programs.

Each program will be a direct copy of the published listing, or an extended version of that listing where the program in question was too long to print in full (programs for which an abridged version has been published are marked with an asterisk).

It must be stressed that we are not selling the software itself, nor providing any guarantee that it performs any particular function (though we do check every program that is to appear in *QL User*), we are merely offering a service to readers who wish to obtain *QL User* programs on drive rather than by typing them in straight from the page.

### HOW TO ORDER

Listed below are programs which have appeared as listings inside *QL User*.

To the right of each program entry is a small box, which you should mark with a bold cross if you want to order that program.

Once you have put a cross next to all the programs you wish to have copied onto microdrive, simply complete the rest of the order form and send it along with your PO/cheque AND BLANK FORMATTED DRIVE to:

QL User, MICRODRIVE EXCHANGE, Priory Court,  
30-32 Farrington Lane, EC1R 3AU.

If you wish us to supply the drive, please add an extra £2.50 for every drive required and mark the order form appropriately.

Please allow 28 days for delivery.

### ORDER FORM

Author	Language	Program Name	Price	Issue	Size	
Giles Todd	(B)	DIY Assembler	£5.00	Jun/Mar	120	<input type="checkbox"/>
<i>Converts Assembler source into m/c object code</i>						
Richard Cross	(AO)	Mini Monitor	£3.00	Oct	60	<input type="checkbox"/>
<i>Pocket sized monitor with comprehensive facilities</i>						
A Didcock	(B)	Connect4	£1.00	Sept	15	<input type="checkbox"/>
<i>Put your wits against the QL</i>						
Shergold & Tose	(B)	* Golf	£2.00	May	35	<input type="checkbox"/>
<i>From fairway to green on 50 different courses of varying difficulty</i>						
Williams & Holliday	(AO)	Paladin	£5.00	Apr	70	<input type="checkbox"/>
<i>The basis of our games programming series - a space invaders type game written entirely machine code</i>						
Richard Cross	(MB)	Sprite Animation	£2.00	Apr	50	<input type="checkbox"/>
<i>A subtle blend of machine code and SuperBasic that produces a versatile sprite designer and high speed animator</i>						
Steve Deary	(B)	Pacman	£1.00	Mar	20	<input type="checkbox"/>
<i>A reasonably fast rendition of the famous arcade favourite</i>						
Andy Carmichael	(B)	Family Tree	£3.00	Aug	100	<input type="checkbox"/>
<i>Archive program and database for setting up and displaying large family trees</i>						
James Lucy	(B)	Composer	£3.00	Oct	50	<input type="checkbox"/>
<i>Compose and play sheet music on the QL</i>						
Mathew Capp	(B)	Miners	£2.00	Aug	30	<input type="checkbox"/>
<i>A nail biting management simulation that puts you in charge of the NCB</i>						
PJ Smith	(B)	* DIY Adventure	£1.00	Feb	60	<input type="checkbox"/>
<i>A skeleton framework where you simply have to slot in the details to create your bespoke adventure</i>						
R Green	(B)	Othello	£1.00	Aug	25	<input type="checkbox"/>
<i>A 3D version of the well known board game Othello for one or two players</i>						
S J Ackers	(B)	*Touch Type	£4.00	Aug	80	<input type="checkbox"/>
<i>Touch typing course - 14 lessons, on-screen keyboard, 800+ word vocabulary and WPM readout</i>						

B = SuperBasic, AO = Assembler + Object Code (ready to run), MB = Machine Code + Basic loader

Name

Address

No of programs ordered ..... Total cost £ .....

Total sectors .....  
(max 200 per drive)

No of drives sent .....

No of drives required ..... @ £2.50 each £ .....

Plus postage & packing £ 0.75

Sub total £ .....

Subscribers reduction \*(if applicable) @ -10% £ .....

Add VAT @ 15% £ .....

TOTAL TO BE SENT £ .....

Please copy onto microdrive the programs above which I have indicated with a cross. I enclose a cheque/PO to the value of £ ....., (made payable to *QL User*). I understand that *QL User* only undertakes to SUPPLY these programs (copied onto microdrive) and accepts no liability for their operation as defined by the author. Neither can *QL User* supply additional information about any of the listings other than that originally printed in the magazine (any article reprints required must be ordered and paid for separately at £1 each inclusive of post and packing).

\*Subscribers to *QL User* may deduct 10% off the Sub Total on their orders.

# INSTANT A

Compilation of QL product suppliers and

## HARDWARE

**A>Line Computer Systems**  
0533 778724  
*4-way mains filter/adaptor*

**Action Computer Supplies**  
01 903 3921  
*Mains spike eliminator*

**Anglo Services Ltd**  
0705 671421  
*QL Eprom Programmer*

**Broomspring Specialities**  
0742 737000  
*Table-top stands*

**Cambridge Microelectronics Ltd**  
0223 314814  
*Q-PROM Eprom Programmer*

**Cambridge Systems Technology**  
0223 323302

**Care Electronics**  
0923 777155  
*Philips and other monochrome monitors*

**Citadel Products Ltd**  
01 951 1848

**Classified Product & Services**  
0930 52204  
*Leads etc.*

**Commpak Data**  
0792 473697

**Computer Supplies**  
146 Church Road, Boston, Lincs  
*Joysticks*

**Compware**  
0270 582301

**CST**  
0438 352150

**Data Distributors Ltd**  
0990 28921  
*Kaga, Sinclair Vision*

**Datasystems**  
01 482 1711  
*Star*

**Eidersoft**  
0808 852647  
*Quicksoft II Joystick and accessories*

**Eprom Services**  
0532 667183

**Tony Firshman Services**  
01 267 3887  
*Mains Spike Filter*

**4 Systems**  
68 Foxwood Close, Feltham, Middx  
*Cartridges & box*

**Management Science Ltd**  
17 West Hill, London SW18  
*QL case*

**Medic DataSystems**  
0256 460748

**MicroPeripherals**  
0256 473232

**Microvitec PLC**  
0274 390011

**Microworld**  
0293 545630/0273 6711863  
*Kaga, Epson, Smith Corona, Microvitec, Philips, Vision*

**Miracle Systems Ltd**  
0272 603871

**Modem House**  
0392 69295

**Opus Supplies Ltd**  
Redhill 65080  
*JVC*

**PCML Ltd**  
0372 67282/68631  
*QL+ RAM cards*

**Power International**  
0705 756715  
*Mains spike eliminator*

**Printerland**  
0484 514105/687875  
*Epson, Brother, Kaga, Canon, Juki*

**Q-Links**  
0436 6660  
*Cables & accessories*

**Quest**  
04215 66488

**Sigma Research**  
231 Coldhams Lane, Cambridge

**Silicon Express**  
0533 374917

**Sinclair Research**  
0276 685311

**Slave Software**  
050 846 8866  
*Q-Disc*

**SMC Supplies**  
01 441 1282  
*Joystick adaptor, Centronics & Epson Serial*

**Spectrotek**  
0669 20565  
*QL repair service*

**Strong Computer Systems**  
0267 231246  
*Brother, Shinwa, Epson, Kaga, Mannesman Tally, Canon, Daisysystep, Smith Corona, Microvitec, Philips*

**Tandata**  
06845 68421  
*(OEL)*



# MICRO ADS

## curry computer Your Complete QL Stockist

Hardware, Software, Peripherals,  
Printers, Books, Magazines, Accessories  
5344 W. Banff Lane • Glendale, AZ 85306 U.S.A.  
1-602-978-2902 • Telex (via WUI): 6501267701  
DEALER INQUIRIES WELCOME

PRACTICAL INTRODUCTORY AND  
MORE ADVANCED COURSES ON QL PACKAGES  
One-day and Part-time. Ask for leaflet  
Next course FEBRUARY 24/25

## Microcomputer Advisory Centre

Polytechnic of the South Bank  
Borough Road  
London SE1 0AA

OTHER COURSES: Ask for leaflet

Tel: 01-928 8989 Ext. 2410

## BONGOLIA ESCAPE

Gain your freedom from a fascist dictator. Here are 3 challenging games linked together:

**Attack:** Protect planet earth from alien spaceships.

**Code-cracker:** Crack the code of a combination lock.

**Island:** Manage an island under seige.

Price only £6.50 including postage. Please send Cheque/PO to:-

### Tropic Software Co.

25 Rossway, Northwood, Middlesex HA6 3HU Tel: (09274) 27497

## COMPUTER CLEANERS

★★★★ STOP LOCK UPS ★★★★★

Do you suffer lost data or lock-ups? Do you think the mains is the cause? If so then our sockets may be the answer.

As well as cutting high voltage spikes they smooth the cut spikes and filter RF interference from 1 to 130MHz.

'These Computer Cleaners work' (independent computer user group test)

Adaptor (1 socket) (5a fuse) - £14 incl.

Trailing 4-way socket (13a fuse) - £24 incl.

Simply plug either in - no wiring

### Tony Firshman Services

43 Rhyl Street, London NW5 3HB 01 267 3887

## "exQLusive offer for your QL" Dust cover for the QL and Colour Quest-master mind style game

with graphics (needs thought not high speed reaction) \* 3 levels \* help key \* 'hall of fame'.  
Only £6.50 inc. p&p. Supplied separately - dust cover £2.25 Colour Quest £4.95

Chequest/P.O. to:-

**P.P. SOFTWARE** 32 Clifton Avenue, Hartlepool, Cleveland TS26 9QN  
Telephone: (0492) 72739

Sinclair QL is a trade mark of Sinclair Research Ltd.

## WDSOFTWARE

FOR THE QL-

### JOSS

Forget that tedious, time-consuming syntax! Just move the cursor and press SPACE for all your file commands. Cursor keys or your joystick allow you to access microdrives (up to 8) and floppy discs (as many as your interface allows) with up to 150 files on each! Scroll and print directories. COPY, DELETE or PRINT any file, select TV or Monitor mode before LOADING or RUNNING any program. You only use the keyboard to set the DATE or label a device when FORMATTING. Easy to use with Psion and other software. No silly icons to learn - JOSS will TELL you what it's going to do! Programmer's toolkit and mass copying/printing utilities also supplied. Specify microdrive-only, Microperipheral or CST-compatible disc versions.

base £13

### RefQL7

1300 useful QL references with ARCHIVE 2 search/print program. Too long for just one cartridge, so if you have RefQL5 just pay £2 and extra media cost to update.

base £7

### Mdv Extension Cable

Eight inches long, allows addition of extra microdrives to your QL. Twist it to put their slots facing you.

£5.50

FOR THE QL/SPECTRUM/BBC/ELECTRON:-

### WD Morse Tutor

Written to teach amateurs, now used by professionals too! Absolute beginner, or stretching your speed to 18 wpm, you won't find anything with more helpful features. What else can offer 100 random sentences c: wpl as all the basics! Disc version unsuitable for BBC B+.

base £4

FOR EXPORT:-

Hardware & Software from many sources. Ask for details.

ORDERING - ADD COST OF MEDIUM. POSTAGE £1 OUTSIDE EUROPE.

Mdv or 5.25" floppy = £2 3.5" floppy = £4

Pay base only for cassettes. Specify disc size, tracks, system.

PAYMENT - By ACCESS/Eurocard/MasterCard or STERLING (UK bank cheques, Eurocheques, drafts or International Giro) To:-

**WDSOFTWARE(QU), Hilltop, St Mary, Jersey, C.I. Tel: (0534) 813928**

## CARDFILE SYSTEM / PSION RTM / £19.95

A friendly and comprehensive database environment offering the quick retrieval of a variety of information concerning friends, business acquaintances, and companies

The system runs without Archive and supports both 44 field cardfiles and 18 field mailfiles. The cards cover general details and personal, company and mail addresses. All the usual Archive facilities are included plus computer assisted insertion, alteration, mailfile generation and printing of cards and single or multiple mail addresses. Over 40 menu options are available.

The price includes a detailed 12000 word A4 manual and 14 Cardfile System files.

Please specify mdv/fip and disk size on your mail order or send SAE for details.

**Ark Distribution, 62 Manor Way, North Harrow, Middx, HA2 6BY**

Telephone: 01 863 1861 (10am - 6pm)

## Q-PROM From the EPROM experts £69.95

### EPROM PROGRAMMER

Resident software, Vpp generator and ZIF socket. Fits ex.port. CHECK, READ, BLOW, Fast BLOW, VERIFY, CRC-8K, 16K Q-CART EPROM reader £5.95. Demo EPROM £4.95. DHOBI-2 EPROM eraser £22.95. All prices + VAT. Pgm'r's also for BBC, C-64, Spectrum, ZX81, Gang pgm'r, etc. DELIVERY by return.

**CAMEL PRODUCTS, One Milton Road, Cambridge CB4 1UY**

Tel: (0223) 314814

Telex: 81574

## QIZ

The Home Computer Quiz Game For All Ages.  
A Sinclair QL Version of the popular Arcade Game and Pub Game

- ★ 1200 Multichoice Questions supplied in 4 categories
- ★ Compose your own questions
- ★ League Table provided to show quiz champion for each category
- ★ Additional questions available
- ★ Game for one or two players

PRICE ONLY £11.50 inc. VAT

**MICRO ENTERPRISES LIMITED Units 11 & 12, Avenue 3, Chilton Industrial Estate, Chilton, County Durham (Telephone 0388 721242)**

## QL EPROM EXPANSION CARD

Will allow the QL to execute software from power on, without the requirement to load from microdrive or diskette. Provides non-volatile data and program storage.

- ★ Up to 256 Kbytes of Eprom storage
- ★ No external power required
- ★ Each socket selectable for 128Kbit or 256Kbit Eproms
- ★ Instructions available on "booting" and executing software from Eprom
- ★ Single board plugs into QL expansion socket
- ★ Does not use RAM space
- ★ One socket selectable as QL "plug in" ROM space
- ★ 8 Bit digital Darlington driver output port

PRICE ONLY £69.95 inc. VAT (DEALER ENQUIRIES WELCOME)

**MICRO ENTERPRISES LIMITED, Units 11 & 12, Avenue 3, Chilton Industrial Estate, Chilton, County Durham (Telephone: 0388 721242)**

## WORLD CHAMPIONSHIP CHESS

All 24 games from the 1985 Karpov - Kasparov match available on microdrive cassette for replay using the PSION CHESS program.

£7.00 (or £5 on your own cassette)

**C. MATHER, 11 Coningsby Gardens East, Woodthorpe, Nottingham.**

Call ★ **Serena Hadley** ★ on

**01 251 6222**

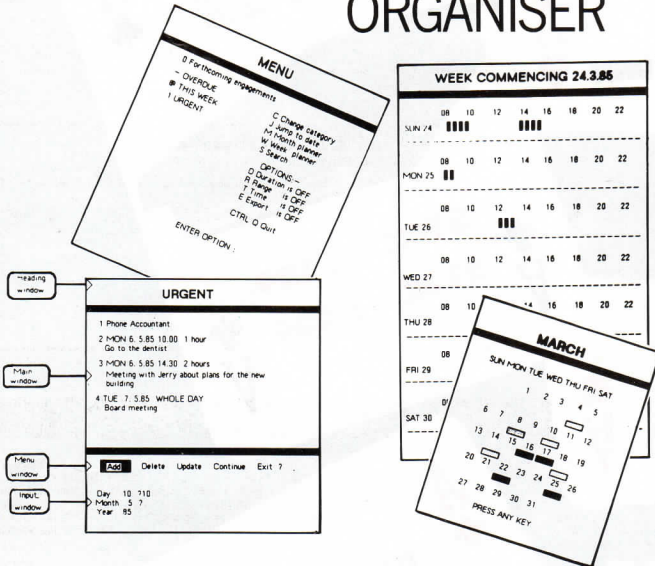
for the best way to sell your  
QL Products

# MICRO ADS

FROM



# L.B.O. LIFE & BUSINESS ORGANISER



Gemini are pleased to announce the release of LBO for the Sinclair QL, a comprehensive life and business organiser package. This sophisticated and versatile program has been carefully designed to provide a wide range of very useful facilities, while still emphasising simplicity and ease of use.

Equally suitable for social and business use, in the home or at work, LBO will put an end to forgetfulness and ensure that you no longer miss a business appointment, payment of a bill, or a birthday, and that you will not double book yourself at the same time.

**Features include:**

- Automatic reminders of entries overdue.
- One week's advance notice of forthcoming events.
- Urgent notice board.
- Creation of categories of entries, e.g. bills, birthdays, letters to be written, note pad, etc.
- Sorting of appointments by date and time of day.
- Month's summary at a glance, indicating times booked and free.
- Single entry of a range of events and updating of regular appointments.
- Search facility for related entries.
- Month-by-month view of all forthcoming entries.
- Week's summary at a glance giving detailed information of times booked and free.
- Export to Quill.
- Warning of clashing engagements.

Use LBO to organise your life from today until 1999! It can handle literally hundreds of multi-line messages, as many as you are ever likely to need. The system makes extensive use of the QL's windowing facilities making the system clear and easy to use.

Despite the wide range of facilities provided, this professional program is very easy to use and requires no knowledge of computers. A vital aid to your everyday life, LBO is actually fun to use!

**ONLY £19.95 on Microdrive Cartridge.**

# Executive Adventure

Gemini are pleased to announce the release of EXECUTIVE ADVENTURE for the SINCLAIR QL.

This high quality product is a text adventure with a very original theme. Set in the "real world", your objective is to rise from lowly tramp to high-flying executive by reaching the giddy heights of the chairman's chair!

The path is complex and challenging, requiring resourcefulness and logical thinking to overcome the many obstacles and pitfalls along the way. The problems are many and varied, often several per room, some of which are graphical. Novel skills required include the need to find money and then to spend it wisely in acquiring vital aids to your progress.

There are over 140 rooms, and the program can understand a large vocabulary including multi-word phrases.

Designed for the novice and experienced adventurer alike, this novel adventure is different. Gone are the days of the robot and the dragon; now compete with security guards and secretaries!



**ONLY £12.95 on Microdrive Cartridge.**

24 hour CREDIT CARD HOTLINE – AMEX/ACCESS only – 0395-265165  
All stated prices include VAT and post/packing.

To: Gemini Marketing Ltd., Gemini House, EXMOUTH EX8 4RS

Please supply \_\_\_\_\_ QL LBO @ £19.95 \_\_\_\_\_ Exec. Adventure @ £12.95. £ Total \_\_\_\_\_

Name \_\_\_\_\_

Address \_\_\_\_\_

Cheque/POs value £ \_\_\_\_\_ enclosed, or please debit my Access/Amex no. \_\_\_\_\_

Signature \_\_\_\_\_

Export/Trade enquiries and Local Authority POs welcome.

# LOOK AT THESE TRUMP CARDS FOR YOUR QL ...

**♠ A** **QL FLOPPY DISK SYSTEM** **♠ A**



**♥ A** **£ 239** **♥ A**

**♥ A** **TWIN EXPANSION UNIT** **♥ A**



**♠ A** **£ 39** **♠ A**

**♣ A** *002/1 2750* **THRU - CON RAM CARD** **♣ A**



**♠ A** **256K £ 129**  
**♠ A** **512K £ 209** **♠ A**

**♦ A** **DARK PRINTER** **♦ A**



**♠ A** **£ 239** **♠ A**

## ... FROM SANDY

SPECIAL OFFERS AVAILABLE FOR MULTIPLE TRUMP CARD ORDERS-PLEASE CALL (0234)219814

FULL TWO-YEAR GUARANTEE

MONEY BACK ON RETURN OF GOODS

### QL FLOPPY DISK SYSTEM

- MICRODRIVE EMULATION
- FULL COMPATIBILITY WITH ALL SINCLAIR HARDWARE AND SOFTWARE
- 3 1/2" PANASONIC DISK DRIVE 720K FORMATTED CAPACITY WITH PSU
- COMPACT SIZE

### TWIN EXPANSION UNIT

- LOW PROFILE - DOES NOT INTERFERE WITH QL KEYBOARD
- CAN BE CONNECTED TO THRU-CON RAM CARD
- ELEGANT QL MATCHING CASE

### THRU - CON RAM CARD

- DUPLICATE QL INTERNAL CONNECTOR ON CARD
- 256K OR 512K MEMORY
- FAST ACCESS D-RAMS (150ns)
- IDEAL FOR USE WITH ANY FLOPPY DISK INTERFACE

### DARK PRINTER

- 120 cps BIDIRECTIONAL
- FULLY EPSON COMPATIBLE
- TRACTOR AND FRICTION FEED
- QL INTERFACING INCLUDED

QL FLOPPY DISK SYSTEM AT £ 199 Qty \_\_\_\_\_  
 SECOND DRIVE AT £ 100 Qty \_\_\_\_\_  
 THRU-CON RAM CARD 256K AT £ 95 Qty \_\_\_\_\_  
 THRU-CON RAM CARD 512K AT £ 135 Qty \_\_\_\_\_

256K UPGRADE TO 512K AT £ 109 Qty \_\_\_\_\_  
 TWIN EXPANSION UNIT AT £ 39 Qty \_\_\_\_\_  
 DARK PRINTER COMPLETE WITH INTERFACE AT £ 239 Qty \_\_\_\_\_

POST TO: FARMINTEL Ltd., 35 STRATTON WAY, BIGGLESWADE, BEDFORDSHIRE SG18 0NS  
 TO ORDER PLEASE PHONE (0234)219814 OR COMPLETE AND POST THIS COUPON  
 I ENCLOSE CHEQUE/POSTAL ORDER FOR £ \_\_\_\_\_ MADE PAYABLE TO FARMINTEL Ltd.

NAME \_\_\_\_\_  
 ADDRESS \_\_\_\_\_

PRICES INCLUDE VAT, POST AND PACKING DESPATCH WITHIN 14 DAYS OR MONEY BACK